

First Nations Office Furniture - Krug SA Seating Price and Specification Guide

PSIB Supply Arrangement:

PSIB SA# E60PQ-140003/111/PQ

General Inquiries:

Terry Hickey

1-877-933-8566 ext. 3

terry@fnofficefurniture.ca

Website: www.firstnationsofficefurniture.ca

Supplier's Official Language: English

Payment by Visa or Mastercard: Accepted

Supplier's Work Coverage: National

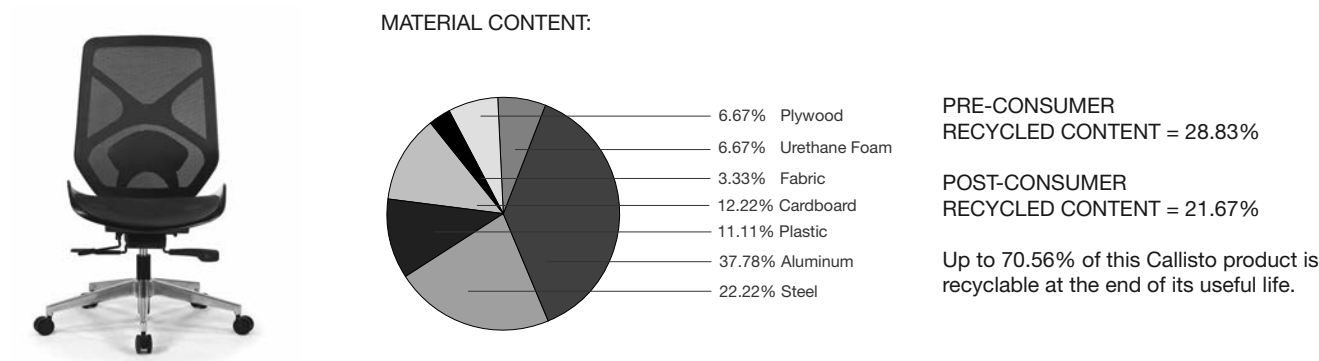


krug

TABLE OF CONTENTS

2	Callisto
6	C5
15	Aqua
21	Dorso E-Line
28	Dorso T-Line
33	Dorso S-Line
34	Dorso N-Line
40	Dorso Weave
46	Dorso Guest
49	Karma
59	Corfu
65	Mobi

Callisto



CONTRIBUTES TO		
CREDIT 2.1 - 2.2	Construction Waste Management	1-2 point(s)
CREDIT 3.3	Resource Reuse	1 point
CREDIT 4.1	Recycled Content	1 point
CREDIT 4.2	Recycled Content	1 point
CREDIT 4.5	Low Emitting Materials, Systems & Seating	1 point
CREDIT 5.1	Regional Materials*	1 point
CREDIT 7	Certified Wood (MUST BE REQUESTED)	1 point(s)

*This credit is only applicable if in total 20% of the combined value of the procurement of construction materials and in the furniture are manufactured within a radius of 500 miles. This credit will apply if the installation of the finished product occurs within 500 miles of Kitchener, Ontario.

level® CERTIFICATION, AIR EMISSIONS AND FSC® CERTIFICATION



level® CERTIFICATION
BIFMA's e3 Furniture Sustainability Standard is a voluntary, multi-attribute standard that measures the degree of sustainability of furniture. This standard evaluates product and company environmental attributes and compliance systems in a wide range of elements which include Materials, Energy & Atmosphere, Human & Ecosystem Health and Social Responsibility. Callisto products have earned level®, BIFMA's sustainability certification program for furniture, certification through third-party verification against the e3 standard.



AIR EMISSIONS
All Callisto products are supplied air-emissions certified. Contact customer service for information.

Architects, designers, and building professionals can specify FSC®-certified products in order to achieve a point from the U.S. Green Building Council's Leadership in Energy and Environmental Design (LEED) Rating System.



BREATHABLE MESH

Mesh Seats and Backs are available in 2 colors: Black and Grey.



UPHOLSTERED CUSHIONING

Upholstered Seats and Backs are available in a wide range of textiles, and seat features molded foam that is supportive for extended periods of sitting.



ADJUSTABLE LUMBAR SUPPORT

This optional feature provides enhanced support in the lower lumbar area of the back with 3" of adjustment range.



FIXED CANTILEVER ARM

This arm features Polished Aluminum with an integrated urethane pad surface.



ADJUSTABLE ARM

Height adjustment range of 2.5". Arm pad forward/backward adjustment of 1.5". Arm pad has a 3 position swivel of 20 degrees inward and 15 degrees outwards.



ARMLESS

Callisto models are available armless.



SELF-ADJUSTING SYNCHRO MECHANISM

The tilt feature adjusts automatically to the user's weight. It includes a standard seat slider feature adding an adjustment range of 2", and 4 position tilt lock with anti-kickback, and height adjustability.



BASES

Base options include Polished Aluminum and Black Polymer, and a soft wheel caster option.



STOOL BASE

A stool version is available on all Callisto models. It has a standard height adjustment range of 7.5". Foot ring is Polished Chrome, and standard gas lift is Black.

The Seat Slider and Seat Slider Plus option is not available with the Stool base. Stool base is only available with a swivel mechanism.

WEIGHT CAPACITIES

Callisto has been tested and complies with ANSI/BIFMA x5.1-2011 standards. Callisto has been load tested to 300lbs

OPTIONS



ADJUSTABLE ARMS PLUS

Height adjustment range of 2.5". Arm pad forward/backward adjustment of 1.5". Arm pad has a 3 position swivel of 20 degrees inward and 15 degrees outwards. Adjustable Arms Plus provides a width adjustment range of 3". The upcharge for this option is **\$91 list**.

SEAT SLIDER PLUS

The optional enhanced seat slider, has an adjustment range of 3". When the 3" seat slider option is selected a larger chair base is included. This option is priced at an upcharge of **\$69 list**.

Seat Slider Plus option is not available with the Stool base.

REPLACEABLE COMPONENTS

Callisto is uniquely designed to allow major components to be field replaced, providing a very cost effective means to significantly extend the life of the product.

CAL 133 & MOISTURE BARRIER




California Technical Bulletin 133 is a flammability test for seating. Krug offers a compliance method which, in combination with non-flammable upholstery covers, may enable the products to meet certification requirements for this test. This process at the same time also provides the products with a Moisture Barrier - a treatment that helps to prevent the passage of liquids and moisture to inside of upholstered components - thereby conferring sanitary and anti-infection benefits. So when CAL 133 is specified, the product also automatically has a Moisture Barrier, and when a Moisture Barrier is specified, the product also features the compliance method and low flammability features of CAL 133. CAL 133 and Moisture Barrier are available for an upcharge of **\$62 list** per yard.

The application of this upcharge and the compliance method does not mean that the specific configuration of product and upholstery cover are tested and officially certified as being CAL 133 compliant. If official certification is required, Krug will provide this (through an independent certified testing laboratory) at a charge of \$772 per item, plus the cost of the product to be tested. Lead time for certification testing is typically 4-8 weeks. Krug assumes no responsibility for the testing of our products in combination with upholstery covers, or for the results of any testing conducted. Some specific configurations of product and upholstery have already been tested. Please contact Customer Service for additional information.

CALLISTO | DIMENSIONS & COM REQUIREMENTS

	Overall Width	Overall Depth	Overall Height	Overall Height -Stool	Seat Height Min/Max	Seat Height -Stool Min/Max	Height Arms From Floor Min/Max	Height Arms From Floor-Stool Min/Max	Width Between Arms	Seat Depth	Shipping Weight	Cubes	COM YRD
CAL1M10	20	26	38.75	44.75	17-21	23-30.5	n/a	n/a	n/a	19	39	14.5	-
CAL1M11	25	26	38.75	44.75	17-21	23-30.5	25.5-30	31.5-39	21	19	45	14.5	-
CAL1M12	24	26	38.75	44.75	17-21	23-30.5	25.5-30	31.5-39	17	19	45	14.5	-
CAL1M20	20	26	38.75	44.75	17-21	23-30.5	n/a	n/a	n/a	19	39	14.5	.85
CAL1M21	27	26	38.75	44.75	17-21	23-30.5	25.5-30	31.5-39	21	19	45	14.5	.85
CAL1M22	26	26	38.75	44.75	17-21	23-30.5	25.5-30	31.5-39	19	19	45	14.5	.85
CAL1M30	20	26	38.75	44.75	17-21	23-30.5	n/a	n/a	n/a	19	39	14.5	1.68
CAL1M31	27	26	38.75	44.75	17-21	23-30.5	25.5-30	31.5-39	21	19	45	14.5	1.68
CAL1M32	26	26	38.75	44.75	17-21	23-30.5	25.5-30	31.5-39	19	19	45	14.5	1.68

CALLISTO







DESCRIPTION/MODEL	COM 1	2	COL 3	4	FABRIC GRADES 5	6	7	LEATHER 8	9
	Mesh Back & Seat, Armless with Black Base CAL1M10B	968							
	Mesh Back & Seat, Armless with Polished Aluminum Base CAL1M10P	997							
	Mesh Back & Seat, Adjustable T-Arm with Black Base CAL1M12B	1085							
	Mesh Back & Seat, Adjustable T-Arm with Polished Aluminum Base CAL1M12P	1114							
	Mesh Back & Seat, Fixed Cantilever Arm with Black Base CAL1M11B	1114							
	Mesh Back & Seat, Fixed Cantilever Arm with Polished Aluminum Base CAL1M11P	1142							

ORDERING NOTES: To add Adjustable Lumbar Support option add "L" to the model number above, "W" for Adjustable Arms Plus, "S" for Seat Slider Plus and upcharge below.

Callisto Option Upcharges	\$ List
CAL 133 & Moisture Barrier (per yard)	62
Soft Wheel Casters	62
Adjustable Lumbar Support (L)	58
Adjustable Arms Plus (W)	91
Stool Base	104
Seat Slider Plus (S)	69

PRODUCT CODE KEY

Line	Series	Back Style	Chair Style	Arm Style	Base Style
CAL	1	M	1	0	B
Callisto	Management, Task & Conference Seating	Mid Back	Mesh Back & Seat	Armless	Black Polymer
CAT			2	1	P
Callisto Stool			Mesh Back, Upholstered Seat	Fixed Cantilever Arm	Polished Aluminum
			3	2	
			Fully Upholstered	Adjustable T-Arm	

DESCRIPTION/MODEL	COM		COL		FABRIC GRADES			LEATHER	
	1	2	3	4	5	6	7	8	9
	Mesh Back & Uphostered Seat, Armless with Black Base								
	CAL1M20B	1043	1066	1092	1141	1190	1241	1288	1338
	Mesh Back & Uphostered Seat, Armless with Polished Aluminum Base								
	CAL1M20P	1072	1095	1122	1171	1219	1269	1318	1366
	Mesh back & Uphostered Seat, Adjustable T-Arm with Black Base								
	CAL1M22B	1161	1187	1211	1260	1308	1357	1407	1457
	Mesh back & Uphostered Seat, Adjustable T-Arm with Polished Aluminum Base								
	CAL1M22P	1190	1215	1241	1288	1338	1387	1436	1486
	Mesh Back & Uphostered Seat, Fixed Cantilever Arm with Black Base								
	CAL1M21B	1190	1215	1241	1288	1338	1387	1436	1486
	Mesh Back & Uphostered Seat, Fixed Cantilever Arm with Polished Aluminum Base								
	CAL1M21P	1218	1244	1268	1318	1366	1414	1464	1514
	Fully Upholstered Back & Seat, Armless with Black Base								
	CAL1M30B	1094	1142	1191	1288	1386	1484	1581	1676
	Fully Upholstered Back & Seat, Armless with Polished Aluminum Base								
	CAL1M30P	1123	1171	1220	1318	1413	1512	1610	1706
	Fully Upholstered Back & Seat, Adjustable T-Arm with Black Base								
	CAL1M32B	1213	1261	1309	1407	1505	1600	1698	1795
	Fully Upholstered Back & Seat, Adjustable T-Arm with Polished Aluminum Base								
	CAL1M32P	1243	1290	1338	1436	1533	1628	1726	1822
	Fully Upholstered Back & Seat, Fixed Cantilever Arm with Black Base								
	CAL1M31B	1242	1290	1338	1436	1533	1628	1726	1822
	Fully Upholstered Back & Seat, Fixed Cantilever Arm with Polished Aluminum Base								
	CAL1M31P	1270	1319	1366	1464	1562	1658	1754	1851

ORDERING NOTES: To add Adjustable Lumbar Support option add "L" to the model number above, "W" for Adjustable Arms Plus, "S" for Seat Slider Plus and upcharge below.

Callisto Option Upcharges \$ List

CAL 133 & Moisture Barrier (per yard)	62
Soft Wheel Casters	62
Adjustable Lumbar Support (L)	58
Adjustable Arms Plus (W)	91
Stool Base	104
Seat Slider Plus (S)	69

PRODUCT CODE KEY

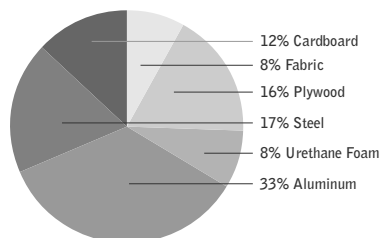
Line	Series	Back Style	Chair Style	Arm Style	Base Style
CAL	1	M	1	0	B
Callisto	Management, Task & Conference Seating	Mid Back	Mesh Back & Seat	Armless	Black Polymer
CAT			2	1	P
Callisto Stool			Mesh Back, Upholstered Seat	Fixed Cantilever Arm	Polished Aluminum
			3	2	
			Fully Upholstered	Adjustable T-Arm	

C5 | ENVIRONMENTAL SUMMARY

C5



MATERIAL CONTENT:



PRE-CONSUMER
RECYCLED CONTENT = 24.5%

POST-CONSUMER
RECYCLED CONTENT = 19.4%

Up to 60.1% of this C5 product is recyclable at the end of its useful life.

CONTRIBUTES TO

CREDIT	CONTRIBUTES TO	POINTS
CREDIT 2.1 - 2.2	Construction Waste Management	1-2 point(s)
CREDIT 3.3	Resource Reuse	1 point
CREDIT 4.1	Recycled Content	1 point
CREDIT 4.2	Recycled Content	1 point
CREDIT 4.5	Low Emitting Materials, Systems & Seating	1 point
CREDIT 5.1	Regional Materials*	1 point
CREDIT 7	Certified Wood (MUST BE REQUESTED)	1 point(s)

*This credit is only applicable if in total 20% of the combined value of the procurement of construction materials and in the furniture are manufactured within a radius of 500 miles. This credit will apply if the installation of the finished product occurs within 500 miles of Kitchener, Ontario.

level® CERTIFICATION, AIR EMISSIONS AND FSC® CERTIFICATION



level® CERTIFICATION

BIFMA's e3 Furniture Sustainability Standard is a voluntary, multi-attribute standard that measures the degree of sustainability of furniture. This standard evaluates product and company environmental attributes and compliance systems in a wide range of elements which include Materials, Energy & Atmosphere, Human & Ecosystem Health and Social Responsibility. C5 products have earned level®, BIFMA's sustainability certification program for furniture, certification through third-party verification against the e3 standard.



The mark of responsible forestry

AIR EMISSIONS

All C5 products are supplied air-emissions certified. Contact customer service for information.

FSC®

In 2005, Krug received Forest Stewardship Council® (FSC®) Chain-of-Custody certification for our manufacturing facilities. The FSC® Chain-of-Custody tracks certified wood from seedling to final sale. It signifies that the growth, harvesting and production of goods are entirely achieved through responsible forestry, which guarantees a healthy supply of forest resources for generations to come.



Architects, designers, and building professionals can specify FSC®-certified products in order to achieve a point from the U.S. Green Building Council's Leadership in Energy and Environmental Design (LEED) Rating System.

ARM OPTIONS

C5 features four styles of fixed arms; polished aluminum with polymer pad, polished aluminum with upholstered pad, full black polymer arm, and fully upholstered arm.



Polished Aluminum Arm with Polymer Pad



Polished Aluminum Arm with Upholstered Pad



Black Polymer Arm



Fully Upholstered - Leather or Fabric wrapped upholstered arm with detailed top stitching.



MECHANISM OPTIONS

Swivel-Tilt - Provides excellent value, durability and simplicity: forward and backward tilt, tilt lock, and 360 degree swivel, as well as vertical adjustment. Right side activated tension control. Available in black only.



Knee Tilt - Right side activated tension control and vertical adjustment. Left side 4 position activated tilt lock. Available in black powdercoat or polished aluminum.

BASE STYLES

C5 seating is available in two base options. Choose from a black nylon, or a polished aluminum.



Polished Aluminum



Black Glass Reinforced Nylon



Jury Base

The C5 series is available with a jury base. Jury base assembly consists of a black 9" diameter conical/cast base for permanently mounting a chair to the floor. Into the base is inserted a black pneumatic gas cylinder with self returning action from rotation, and self returning height feature when exiting the chair. Allows for full 360 degree rotation. Limited degrees of rotation are not available.

SEAT

The seat has been carefully researched and shaped to provide extended sitting comfort, with a foam density that provides an optimal combination of softness and firmness.

REPLACEABLE COMPONENTS

C5 chairs are uniquely designed to allow virtually all major components to be field replaced, providing a very cost effective means to significantly extend the life of the product. Seats, backs, mechanisms, arms, base and casters are field replaceable. Pricing and model numbers can be viewed online at www.krug.ca.

OPTIONS

COMBINATION UPHOLSTERY

When combination upholstery is with upholstery of the same grade or COM, an upcharge for dual fabrics is **\$33 list** per unit. When graded in combination upholstery is selected, use the highest upholstery grade or contact customer service for a quote. Please provide the fabric specified and a description of where each fabric is to be applied on the product in order to obtain a quote.

CAL 133 & MOISTURE BARRIER

California Technical Bulletin 133 is a flammability test for seating. Krug offers a compliance method which, in combination with non-flammable upholstery covers, may enable the products to meet certification requirements for this test. This process at the same time also provides the products with a Moisture Barrier - a treatment that helps to prevent the passage of liquids and moisture to inside of upholstered components - thereby conferring sanitary and anti-infection benefits. So when CAL 133 is specified, the product also automatically has a Moisture Barrier, and when a Moisture Barrier is specified, the product also features the compliance method and low flammability features of CAL 133. CAL 133 and Moisture Barrier are available for an upcharge of **\$62 list** per yard.

The application of this upcharge and the compliance method does not mean that the specific configuration of product and upholstery cover are tested and officially certified as being CAL 133 compliant. If official certification is required, Krug will provide this (through an independent certified testing laboratory) at a charge of \$772 per item, plus the cost of the product to be tested. Lead time for certification testing is typically 4-8 weeks. Krug assumes no responsibility for the testing of our products in combination with upholstery covers, or for the results of any testing conducted. Some specific configurations of product and upholstery have already been tested. Please contact Customer Service for additional information.

C5 | DIMENSIONS & COM REQUIREMENTS

	Overall Width	Overall Depth	Overall Height	Seat Height min/max	Height of Arms from Floor	Width between Arms	Seat Depth	Shipping Weight	Cube	COM Yardage
Mid Back										
Polished Aluminum Arm with Polymer pad	25	23.8	43.9	18.9 - 22.8	26.5 - 30.4	21	17.8	43	17.4	1.7
Polished Aluminum Arm with Uph. Pad	25	23.8	43.9	18.9 - 22.8	26.5 - 30.4	21	17.8	43	17.4	1.9
Black Polymer Arm	25	23.8	43.9	18.9 - 22.8	26.5 - 30.4	21	17.8	43	17.4	1.7
Upholstered Arm	25	23.8	43.9	18.9 - 22.8	26.5 - 30.4	21	17.8	43	17.4	2.5

High Back

Polished Aluminum Arm with Polymer Pad	25	23.8	49.9	18.9 - 22.8	26.5 - 30.4	21	17.8	46	20.0	2.1
Polished Aluminum Arm with Uph. Pad	25	23.8	49.9	18.9 - 22.8	26.5 - 30.4	21	17.8	46	20.0	2.3
Black Polymer Arm	25	23.8	49.9	18.9 - 22.8	26.5 - 30.4	21	17.8	46	20.0	2.1
Upholstered Arm	25	23.8	49.9	18.9 - 22.8	26.5 - 30.4	21	17.8	46	20.0	2.9

MULTIPLE YARDAGE REQUIREMENTS

	Yardage Seat & Back Rest	Yardage Seat only	Yardage Back rest only	Yardage Upholstered Arm Pad (2)	Yardage Full Upholstered Arm (2)
Mid Back					
1 Chair	1.7	.9	1.5	.19	.8
2 Chairs	3.3	1.14	2.4	.19	1.06
3 Chairs	5	2.04	3.2	.19	1.5
4 Chairs	6.6	2.28	4	.19	2.19
High Back					
1 Chair	2.1	.9	1.95	.19	.8
2 Chairs	3.4	1.14	3.1	.19	1.06
3 Chairs	5.5	2.04	4.2	.19	1.5
4 Chairs	7.4	2.28	5.8	.19	2.19

DIMENSIONS:

Height measurements of C5 tilter are taken with the pneumatic lift in the lowest position and with a standard height range gas lift. All dimensions are in inches and approximate and are subject to change without notice. Contact Customer Service if dimensions are critical.

COM APPROVAL PROCESS:

The approval process is as follows:

1. A sample of the COM fabric must be provided to Krug Customer Service prior to or at time of order.
2. The sample will be reviewed and the customer advised if the fabric is unsuitable.
3. The COM fabric will be inspected when received at the factory to identify any further concerns with its suitability.

WEIGHT CAPACITY:

C5 has been tested to ANSI BIFMA.

C5 is load rated to 300lbs

C5 EXECUTIVE | MID BACK

DESCRIPTION/MODEL	COM 1	2	COL 3	FABRIC GRADES 4	5	6	7	LEATHER 8	9
-------------------	----------	---	----------	--------------------	---	---	---	--------------	---



FULLY UPHOLSTERED ARM

C5E1MB41A	1318	1380	1444	1533	1636	1725	1828	1956	2084
Polished Aluminum knee tilt, Polished Aluminum base									
C5E1MB42B	1280	1345	1410	1496	1599	1690	1792	1920	2045
Black Aluminum knee tilt, Black base									



POLISHED ALUMINUM ARM WITH POLYMER PAD

C5E1MB11A	1149	1205	1260	1339	1429	1507	1596	1708	1820
Polished Aluminum knee tilt, Polished Aluminum base									
C5E1MB12B	1114	1170	1225	1303	1393	1469	1559	1670	1783
Black Aluminum knee tilt, Black base									



BLACK POLYMER ARM

C5E1MB32B	1032	1086	1142	1254	1365	1479	1589	1700	1923
Black Aluminum knee tilt, Black base									



BLACK POLYMER ARM

C5E1MB33C	991	1046	1103	1182	1271	1349	1439	1550	1662
Black Swivel tilt, Polished Aluminum base									
C5E1MB33D	965	1019	1075	1153	1244	1321	1412	1522	1635
Black Swivel tilt, Black base									



ORDERING NOTES:

For jury base, please add a 'J' for the base style at the end of the model number and add **\$75 list**. Hard casters are the standard and soft wheel casters can be ordered for **\$62 list** per chair. CAL 133 and Moisture Barrier options are available for an upcharge of **\$62 list per yard**. For **Upholstered Arm Cap** on polished arm versions only select arm style 2 and add upcharge below.

1	2	3	4	5	6	7	8	9
110	116	121	130	141	149	158	170	183

PRODUCT CODE KEY

Line	Series	Back Style	Arm Style	Mechanism	Base Style
C5E C5 Executive (Horizontal Ribbed)	1 Tilter	MB Mid Back	1 Polished Aluminum Arm with Polymer Pad	1 Polished Aluminum Knee Tilt	A Polished Aluminum Base for Knee Tilt
		HB High Back	2 Polished Aluminum Arm with Uph. Pad	2 Black Aluminum Knee Tilt	B Black Base for Knee Tilt
			3 Black Polymer Arm	3 Black Swivel Tilt	C Polished Aluminum Base for Swivel Tilt
			4 Fully Uph. Arm		D Black Base for Swivel Tilt
					J Jury Base

C5 EXECUTIVE | HIGH BACK

DESCRIPTION/MODEL	COM		COL	FABRIC GRADES			LEATHER	
	1	2		4	5	6	7	8



FULLY UPHOLSTERED ARM

C5E1HB41A	1365	1438	1510	1610	1724	1826	1940	2084	2228
Polished Aluminum knee tilt, Polished Aluminum base									
C5E1HB42B	1328	1400	1473	1574	1689	1789	1904	2046	2191
Black Aluminum knee tilt, Black base									



POLISHED ALUMINUM ARM WITH POLYMER PAD

C5E1HB11A	1199	1260	1325	1414	1517	1607	1708	1837	1964
Polished Aluminum knee tilt, Polished Aluminum base									
C5E1HB12B	1161	1225	1290	1379	1482	1569	1672	1800	1928
Black Aluminum knee tilt, Black base									



BLACK POLYMER ARM

C5E1HB32B	1081	1142	1207	1295	1397	1488	1589	1718	1844
Black Aluminum knee tilt, Black base									



BLACK POLYMER ARM

C5E1HB33C	1040	1105	1169	1258	1360	1448	1554	1681	1806
Black Swivel tilt, Polished Aluminum base									
C5E1HB33D	1013	1075	1141	1229	1331	1422	1522	1651	1779
Black Swivel tilt, Black base									



ORDERING NOTES:
For jury base, please add a ‘J’ for the base style at the end of the model number and add **\$75 list**.
Hard casters are the standard and soft wheel casters can be ordered for **\$62 list** per chair. CAL 133 and Moisture Barrier options are available for an upcharge of **\$62 list per yard**. For **Upholstered Arm Cap** on polished arm versions only select arm style 2 and add upcharge below.

1	2	3	4	5	6	7	8	9
110	116	121	130	141	149	158	170	183

PRODUCT CODE KEY

Line	Series	Back Style	Arm Style	Mechanism	Base Style
C5E C5 Executive (Horizontal Ribbed)	1 Tilter	MB Mid Back HB High Back	1 Polished Aluminum Arm with Polymer Pad 2 Polished Aluminum Arm with Uph. Pad 3 Black Polymer Arm 4 Fully Uph. Arm	1 Polished Aluminum Knee Tilt 2 Black Aluminum Knee Tilt 3 Black Swivel Tilt	A Polished Aluminum Base for Knee Tilt B Black Base for Knee Tilt C Polished Aluminum Base for Swivel Tilt D Black Base for Swivel Tilt J Jury Base

C5 CONTEMPORARY | MID BACK

DESCRIPTION/MODEL	COM 1	2	COL 3	4	FABRIC GRADES 5	6	7	LEATHER 8	9
-------------------	----------	---	----------	---	--------------------	---	---	--------------	---



FULLY UPHOLSTERED ARM

C5C1MB41A	1187	1253	1317	1407	1509	1596	1699	1828	1956
Polished Aluminum knee tilt, Polished Aluminum base									
C5C1MB42B	1160	1224	1288	1378	1482	1568	1670	1799	1926
Black Aluminum knee tilt, Black base									



POLISHED ALUMINUM ARM WITH POLYMER PAD

C5C1MB11A	1019	1075	1133	1211	1298	1379	1466	1581	1691
Polished Aluminum knee tilt, Polished Aluminum base									
C5C1MB12B	993	1048	1105	1182	1272	1349	1440	1554	1664
Black Aluminum knee tilt, Black base									



BLACK POLYMER ARM

C5C1MB32B	900	957	1013	1091	1180	1259	1348	1461	1571
Black Aluminum knee tilt, Black base									



BLACK POLYMER ARM

C5C1MB33C	864	919	975	1055	1143	1221	1312	1423	1534
Black Swivel tilt, Polished Aluminum base									
C5C1MB33D	836	891	946	1024	1115	1194	1283	1395	1507
Black Swivel tilt, Black base									



ORDERING NOTES:

For jury base, please add a 'J' for the base style at the end of the model number and add **\$75 list**. Hard casters are the standard and soft wheel casters can be ordered for **\$62 list** per chair. CAL 133 and Moisture Barrier options are available for an upcharge of **\$62 list per yard**. For **Upholstered Arm Cap** on polished arm versions only select arm style 2 and add upcharge below.

1	2	3	4	5	6	7	8	9
110	116	121	130	141	149	158	170	183

PRODUCT CODE KEY

Line	Series	Back Style	Arm Style	Mechanism	Base Style
C5C C5 Contemporary	1 Tilter	MB Mid Back	1 Polished Aluminum Arm with Polymer Pad	1 Polished Aluminum Knee Tilt	A Polished Aluminum Base for Knee Tilt
		HB High Back	2 Polished Aluminum Arm with Uph. Pad	2 Black Aluminum Knee Tilt	B Black Base for Knee Tilt
			3 Black Polymer Arm	3 Black Swivel Tilt	C Polished Aluminum Base for Swivel Tilt
			4 Fully Uph. Arm		D Black Base for Swivel Tilt
					J Jury Base

C5 CONTEMPORARY | HIGH BACK

DESCRIPTION/MODEL	COM		COL		FABRIC GRADES			LEATHER	
	1	2	3	4	5	6	7	8	9



FULLY UPHOLSTERED ARM									
C5C1HB41A	1233	1304	1376	1475	1591	1693	1806	1950	2093
Polished Aluminum knee tilt, Polished Aluminum base									
C5C1HB42B	1204	1275	1348	1448	1563	1664	1779	1923	2066
Black Aluminum knee tilt, Black base									




POLISHED ALUMINUM ARM WITH POLYMER PAD									
C5C1HB11A	1065	1128	1193	1283	1385	1473	1575	1703	1831
Polished Aluminum knee tilt, Polished Aluminum base									
C5C1HB12B	1036	1100	1166	1254	1355	1445	1547	1674	1803
Black Aluminum knee tilt, Black base									



BLACK POLYMER ARM									
C5C1HB32B	945	1009	1072	1161	1266	1354	1457	1584	1712
Black Aluminum knee tilt, Black base									



BLACK POLYMER ARM									
C5C1HB33C	908	971	1036	1124	1226	1318	1418	1546	1673
Black Swivel tilt, Polished Aluminum base									
C5C1HB33D	880	942	1008	1095	1200	1288	1389	1517	1647
Black Swivel tilt, Black base									



ORDERING NOTES:
For jury base, please add a ‘J’ for the base style at the end of the model number and add **\$75 list**.
Hard casters are the standard and soft wheel casters can be ordered for **\$62 list** per chair. CAL 133 and Moisture Barrier options are available for an upcharge of **\$62 list per yard**. For **Upholstered Arm Cap** on polished arm versions only select arm style 2 and add upcharge below.

1	2	3	4	5	6	7	8	9
110	116	121	130	141	149	158	170	183

PRODUCT CODE KEY

Line	Series	Back Style	Arm Style	Mechanism	Base Style
C5C	1	MB	1	1	A
C5 Contemporary	Tilter	Mid Back	Polished Aluminum Arm with Polymer Pad	Polished Aluminum Knee Tilt	Polished Aluminum Base for Knee Tilt
		HB	2	2	B
		High Back	Polished Aluminum Arm with Uph. Pad	Black Aluminum Knee Tilt	Black Base for Knee Tilt
			3	3	C
			Black Polymer Arm	Black Swivel Tilt	Polished Aluminum Base for Swivel Tilt
			4		D
			Fully Uph. Arm		Black Base for Swivel Tilt
					J
					Jury Base

C5 PULLS | MID BACK

DESCRIPTION/MODEL	COM		COL	FABRIC GRADES			LEATHER		
	1	2		4	5	6	7	8	9



FULLY UPHOLSTERED ARM

C5P1MB41A	1208	1272	1337	1425	1529	1616	1720	1847	1974
Polished Aluminum knee tilt, Polished Aluminum base									
C5P1MB42B	1173	1235	1298	1388	1491	1582	1684	1810	1939
Black Aluminum knee tilt, Black base									



POLISHED ALUMINUM ARM WITH POLYMER PAD

C5P1MB11A	1040	1095	1151	1230	1320	1398	1488	1599	1712
Polished Aluminum knee tilt, Polished Aluminum base									
C5P1MB12B	1006	1060	1116	1195	1284	1362	1453	1563	1674
Black Aluminum knee tilt, Black base									



BLACK POLYMER ARM

C5P1MB32B	920	979	1034	1112	1201	1280	1370	1482	1591
Black Aluminum knee tilt, Black base									



BLACK POLYMER ARM

C5P1MB33C	885	940	996	1072	1165	1242	1330	1442	1556
Black Swivel tilt, Polished Aluminum base									
C5P1MB33D	855	912	967	1044	1136	1213	1303	1414	1526
Black Swivel tilt, Black base									



ORDERING NOTES:

For jury base, please add a 'J' for the base style at the end of the model number and add **\$75 list**. Hard casters are the standard and soft wheel casters can be ordered for **\$62 list** per chair. CAL 133 and Moisture Barrier options are available for an upcharge of **\$62 list per yard**. For **Upholstered Arm Cap** on polished arm versions only select arm style 2 and add upcharge below.

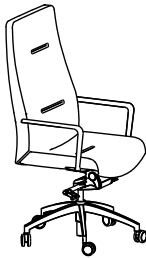
1	2	3	4	5	6	7	8	9
110	116	121	130	141	149	158	170	183

PRODUCT CODE KEY

Line	Series	Back Style	Arm Style	Mechanism	Base Style
C5P C5 Pulls	1 Tilter	MB Mid Back	1 Polished Aluminum Arm with Polymer Pad	1 Polished Aluminum Knee Tilt	A Polished Aluminum Base for Knee Tilt
		HB High Back	2 Polished Aluminum Arm with Uph. Pad	2 Black Aluminum Knee Tilt	B Black Base for Knee Tilt
			3 Black Polymer Arm	3 Black Swivel Tilt	C Polished Aluminum Base for Swivel Tilt
			4 Fully Uph. Arm		D Black Base for Swivel Tilt
					J Jury Base

C5 PULLS | HIGH BACK

DESCRIPTION/MODEL	COM		COL		FABRIC GRADES			LEATHER	
	1	2	3	4	5	6	7	8	9



FULLY UPHOLSTERED ARM									
C5P1HB41A	1261	1332	1407	1507	1623	1723	1837	1981	2124
Polished Aluminum knee tilt, Polished Aluminum base									
C5P1HB42B	1226	1297	1371	1469	1585	1686	1801	1944	2089
Black Aluminum knee tilt, Black base									



POLISHED ALUMINUM ARM WITH POLYMER PAD									
C5P1HB11A	1093	1159	1222	1312	1414	1504	1606	1733	1862
Polished Aluminum knee tilt, Polished Aluminum base									
C5P1HB12B	1059	1122	1186	1275	1378	1466	1568	1696	1825
Black Aluminum knee tilt, Black base									



BLACK POLYMER ARM									
C5P1HB32B	975	1039	1103	1193	1294	1385	1487	1614	1742
Black Aluminum knee tilt, Black base									



BLACK POLYMER ARM									
C5P1HB33C	919	983	1046	1137	1241	1328	1431	1558	1687
Black Swivel tilt, Polished Aluminum base									
C5P1HB33D	891	956	1017	1110	1211	1298	1404	1531	1659
Black Swivel tilt, Black base									



ORDERING NOTES:
For jury base, please add a ‘J’ for the base style at the end of the model number and add **\$75 list**.
Hard casters are the standard and soft wheel casters can be ordered for **\$62 list** per chair. CAL 133 and Moisture Barrier options are available for an upcharge of **\$62 list per yard**. For **Upholstered Arm Cap** on polished arm versions only select arm style 2 and add upcharge below.

1	2	3	4	5	6	7	8	9
110	116	121	130	141	149	158	170	183

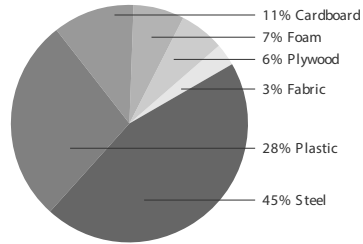
PRODUCT CODE KEY

Line	Series	Back Style	Arm Style	Mechanism	Base Style
C5P C5 Pulls	1 Tilter	MB Mid Back	1 Polished Aluminum Arm with Polymer Pad	1 Polished Aluminum Knee Tilt	A Polished Aluminum Base for Knee Tilt
		HB High Back	2 Polished Aluminum Arm with Uph. Pad	2 Black Aluminum Knee Tilt	B Black Base for Knee Tilt
			3 Black Polymer Arm	3 Black Swivel Tilt	C Polished Aluminum Base for Swivel Tilt
			4 Fully Uph. Arm		D Black Base for Swivel Tilt
					J Jury Base

Aqua



MATERIAL CONTENT:



PRE-CONSUMER

RECYCLED CONTENT = 11.5%

POST-CONSUMER

RECYCLE CONTENT = 21.91%

Up to 47.7% of Aqua product is recyclable at the end of its useful life.

CONTRIBUTES TO

CREDIT 2.1 - 2.2	Construction Waste Management	1-2 point(s)
CREDIT 3.3	Resource Reuse	1 point
CREDIT 4.1	Recycled Content	1 point
CREDIT 4.2	Recycled Content	1 point
CREDIT 4.5	Low Emitting Materials, Systems & Seating	1 point
CREDIT 5.1	Regional Materials*	1 point
CREDIT 7	Certified Wood (MUST BE REQUESTED)	1 point(s)

*This credit is only applicable if in total 20% of the combined value of the procurement of construction materials and in the furniture are manufactured within a radius of 500 miles. This credit will apply if the installation of the finished product occurs within 500 miles of Kitchener, Ontario.

level® CERTIFICATION & AIR EMISSIONS CERTIFICATION



level® CERTIFICATION

BIFMA's e3 Furniture Sustainability Standard is a voluntary, multi-attribute standard that measures the degree of sustainability of furniture. This standard evaluates product and company environmental attributes and compliance systems in a wide range of elements which include Materials, Energy & Atmosphere, Human & Ecosystem Health and Social Responsibility. Aqua products have earned level®, BIFMA's sustainability certification program for furniture, certification through third-party verification against the e3 standard.



FSC
www.fsc.org
FSC® C021699

The mark of responsible forestry

AIR EMISSIONS

All Aqua products are supplied air-emissions certified. Contact customer service for information.

FSC®

In 2005, Krug received Forest Stewardship Council® (FSC®) Chain-of-Custody certification for our manufacturing facilities. The FSC® Chain-of-Custody tracks certified wood from seedling to final sale. It signifies that the growth, harvesting and production of goods are entirely achieved through responsible forestry, which guarantees a healthy supply of forest resources for generations to come.



Architects, designers, and building professionals can specify FSC®-certified products in order to achieve a point from the U.S. Green Building Council's Leadership in Energy and Environmental Design (LEED) Rating System.

AQUA | FEATURES & OPTIONS

ARM STYLE

Four arm styles are available on Aqua - Armless, T-Arm, Height Adjustable T-Arm and Fixed Cantilever Arm.



T-Arm - A comfortable and supportive urethane pad, 10" in length by 3.5" wide, which can be field replaced if damaged, as can the entire arm.



Height Adjustable T-Arm - In addition to the same features as the T-Arm version, the arm pad has a 3-position rotation horizontally: center, left and right. The arm pad also adjusts forward and rearward in 5 positions, and is height-adjustable in 9 positions ranging over 4".



Cantilever Arm - The top surface of this arm has been proportioned to provide comfortable arm support, with a resting surface of 10" x 2".



ARM WIDTH ADJUSTMENT

Width adjustment is a standard feature on Aqua arm styles. T-Arms, and Height Adjustable T-Arms, can be width adjusted, operated by the handwheel located under the seat. The T-Arms are width adjustable in a range of 1.5" per arm, or 3" per chair. Cantilever arms can be width adjusted with tools instead of a handwheel, with adjustment range of 1" per arm, or 2" per chair.



MECHANISM OPTIONS

Synchro-Tilt Mechanism - There are 5 recline/lock positions, in addition to a full range of free-flowing movement. The forward position of the pivot point allows the back and seat to adjust in a 2:1 ratio synchronously, providing comfortable recline of the back with minimal incline of the seat.



Swivel-Tilt Mechanism - Provides excellent value, durability and simplicity: forward and backward tilt, tilt lock, and 360 degree swivel, as well as vertical adjustment - ideal for short-term use environments, such as meeting rooms, where numerous adjustability features may not be desirable or necessary. Aqua Stools are only available with a Swivel Mechanism.



Seat-Slider Option - Available on the Synchro-Tilt Mechanism, this offers a 2" range of forward and rearward adjustment of the seat, with a locking feature. The addition of the seat slider adds 1/2" to the height of the seat and arms.



BASE STYLE

Aqua seating is available with Black five star base and black gas cylinder, or optional Polished Aluminum five star base and chrome cylinder for an upcharge of **\$41 list**. Both bases come standard with dual wheel black casters. Hard casters are the standard and soft wheel casters can be ordered for **\$62list** per chair. Aqua bases are also available with a fixed height option for an upcharge of **\$41 list** per chair.



JURY BASE

The Aqua series is available with a jury base. Jury base assembly consists of a black 9" diameter conical/cast base for permanently mounting a chair to the floor. Into the base is inserted a black pneumatic gas cylinder with self returning action from rotation, and self returning height feature when exiting the chair. Allows for full 360 degree rotation. Limited degrees of rotation are not available.



MESH BACKS

Mesh Backs are made of breathable polyester elastomers, the Mesh Back has an ideal tension that provides comfortable lumbar and thoracic support for extended use and healthy sitting - enhanced further with the air circulation provided by the mesh's unique design, and an easy-to-clean surface. The mesh back is also replaceable. Mesh colors available:

- White • Warm Grey • Black • Sky • Clay • Neo • Sunset • Cardinal



UPHOLSTERED BACKS

A unique construction with a mesh suspension core, combined with extensively-researched ergonomic curvature, gives the Aqua back a form-fitting comfort and a thin profile that is designed for healthy long-term sitting.

BACK TENSION

Back tension on the mechanism is controlled with an adjustment knob under the seat. It has been designed to provide a range of back tension adjustment suitable for users of varying sizes and preferences.

REPLACEABLE COMPONENTS

Aqua chairs are uniquely designed to allow virtually all major components to be field replaced, providing a very cost effective means to significantly extend the life of the product. Seats, backs, mechanisms, arms, base and casters are field replaceable. Pricing and model numbers can be viewed online at www.krug.ca.

COMBINATION UPHOLSTERY

When combination upholstery is with upholstery of the same grade or COM, an upcharge for dual fabrics is **\$33 list** per unit. When graded in combination upholstery is selected, use the highest upholstery grade or contact customer service for a quote. Please provide the fabric specified and a description of where each fabric is to be applied on the product in order to obtain a quote.

CAL 133 & MOISTURE BARRIER

California Technical Bulletin 133 is a flammability test for seating. Krug offers a compliance method which, in combination with non-flammable upholstery covers, may enable the products to meet certification requirements for this test. This process at the same time also provides the products with a Moisture Barrier - a treatment that helps to prevent the passage of liquids and moisture to inside of upholstered components - thereby conferring sanitary and anti-infection benefits. So when CAL 133 is specified, the product also automatically has a Moisture Barrier, and when a Moisture Barrier is specified, the product also features the compliance method and low flammability features of CAL 133. CAL 133 and Moisture Barrier are available for an upcharge of **\$62 list** per yard.

The application of this upcharge and the compliance method does not mean that the specific configuration of product and upholstery cover are tested and officially certified as being CAL 133 compliant. If official certification is required, Krug will provide this (through an independent certified testing laboratory) at a charge of \$772 per item, plus the cost of the product to be tested. Lead time for certification testing is typically 4-8 weeks. Krug assumes no responsibility for the testing of our products in combination with upholstery covers, or for the results of any testing conducted. Some specific configurations of product and upholstery have already been tested. Please contact Customer Service for additional information.

AQUA | DIMENSIONS & COM REQUIREMENTS

	Overall Width	Overall Depth	Overall Height	Seat Height min/max	Height of Arms from Floor	Width between Arms	Seat Depth	Shipping Weight	Cube	COM Yardage
Standard Height										
Mesh Back										
Armless	20	23	38.3	17.3-21.7	N/A	N/A	17.4	40	18	0.75
T-Arm	26.5	23	38.3	17.3-21.7	25.5-30	17-20	17.4	40	18	0.75
Height Adjustable T-Arm	26.5	23	38.3	17.3-21.7	25.5-30	17-20	17.4	40	18	0.75
Cantilever	25.8	23	38.3	17.3-21.7	25.5-30	21-23	17.4	40	18	0.75
Upholstered Back										
Armless	20	23	38.3	17.3-21.7	N/A	N/A	17.4	41	18	1.4
T-Arm	26.5	23	38.3	17.3-21.7	25.5-30	17-20	17.4	41	18	1.4
Height Adjustable T-Arm	26.5	23	38.3	17.3-21.7	25.5-30	17-20	17.4	41	18	1.4
Cantilever	25.8	23	38.3	17.3-21.7	25.5-30	21-23	17.4	41	18	1.4

Stool Height

Mesh Back										
Armless	20	23	43.8	24-31	N/A	N/A	17.4	40	20	0.75
T-Arm	26.5	23	43.8	24-31	32.5-36.75	17-20	17.4	40	20	0.75
Height Adjustable T-Arm	26.5	23	43.8	24-31	32.5-36.75	17-20	17.4	40	20	0.75
Cantilever	25.8	23	43.8	24-31	32.5-36.75	21-23	17.4	40	20	0.75
Upholstered Back										
Armless	20	23	43.8	24-31	N/A	N/A	17.4	41	20	1.4
T-Arm	26.5	23	43.8	24-31	32.5-36.75	17-20	17.4	41	20	1.4
Height Adjustable T-Arm	26.5	23	43.8	24-31	32.5-36.75	17-20	17.4	41	20	1.4
Cantilever	25.8	23	43.8	24-31	32.5-36.75	21-23	17.4	41	20	1.4

MULTIPLE YARDAGE REQUIREMENTS

	Yardage MESH BACK Seats Only	Yardage UPHOLSTERED BACK Back Only	Yardage UPHOLSTERED Full Chair
1 Chair	.75	.94	1.28
2 Chairs	.75	1.8	2.53
3 Chairs	1.5	2.74	3.81
4 Chairs	1.5	3.6	5.06

Height measurements of Aqua tilter and teller chairs are taken with the pneumatic lift in the lowest position and with a standard height range gas lift.
All dimensions are in inches and approximate and are subject to change without notice. Contact Customer Service if dimensions are critical.

The approval process is as follows:

1. A sample of the COM fabric must be provided to Krug Customer Service prior to or at time of order.
2. The sample will be reviewed and the customer advised if the fabric is unsuitable.
3. The COM fabric will be inspected when received at the factory to identify any further concerns with its suitability.

Aqua Standard Height



Armless



Fixed T- Arms



Adjustable T - Arms



Cantilever Arms





Aqua Stool Height



WEIGHT CAPACITY:

Aqua has been tested to 300lbs.

AQUA | MESH BACK

DESCRIPTION/MODEL	COM		COL	FABRIC GRADES			LEATHER			
	1	2	3	4	5	6	7	8	9	
	Aqua Mesh Back, Armless with Swivel Tilt, 5 star base in black AQU1M03B	792	804	815	841	870	897	923	950	1005
	Aqua Mesh Back, Armless with Synchro Tilt, 5 star base in black AQU1M01B	813	828	840	868	896	920	946	974	1031
	Aqua Mesh Back, Armless with Synchro Tilt/Seat Slider, 5 star base in black AQU1M02B	860	872	886	913	940	966	991	1018	1074
	Aqua Mesh Back, T-Arm in black with Swivel Tilt, 5 star base in black AQU1M13B	931	941	956	983	1010	1036	1064	1089	1143
	Aqua Mesh Back, T-Arm in black with Synchro Tilt, 5 star base in black AQU1M11B	955	967	982	1007	1034	1060	1088	1115	1167
	Aqua Mesh Back, T-Arm in black, with Synchro Tilt/Seat Slider, 5 star base in black AQU1M12B	998	1013	1024	1050	1078	1107	1134	1160	1212
	Aqua Mesh Back, Height Adjustable T-Arm in black with Swivel Tilt, 5 star base in black AQU1M23B	972	987	1000	1030	1056	1081	1108	1135	1188
	Aqua Mesh Back, Height Adjustable T-Arm in black, with Synchro Tilt, 5 star base in black AQU1M21B	997	1012	1023	1050	1078	1107	1134	1159	1212
	Aqua Mesh Back, Height Adjustable T-Arm in black with Synchro Tilt/Seat Slider, 5 star base in black AQU1M22B	1042	1057	1069	1098	1123	1150	1178	1204	1256
	Aqua Mesh Back, Cantilever Arm in black with Swivel Tilt, 5 star base in black AQU1M33B	848	863	874	900	929	956	983	1010	1063
	Aqua Mesh Back, Cantilever Arm in black, with Synchro Tilt, 5 star base in black AQU1M31B	872	886	899	928	955	981	1007	1034	1088
	Aqua Mesh Back, Cantilever Arm in black with Synchro Tilt/Seat Slider, 5 star base in black AQU1M32B	916	932	943	971	998	1023	1050	1078	1134

ORDERING NOTES

For jury base version, please add a 'J' for the base style at the end of the model number and add **\$75 list**.
CAL 133 and Moisture Barrier options are available for an upcharge of **\$62 list per yard**.
For Polished Aluminum base please change the last letter in the model number from "B" to a "C" and add **\$41list**.
Hard casters are the standard and **soft wheel casters** can be ordered for **\$62 list** per chair.



Armless



T-Arm



Height Adjustable
T-Arm







Cantilever

PRODUCT CODE KEY

Line	Series	Back Style	Arm Style	Mechanism	Base Style
<div>AQU</div> <div>Aqua</div>	<div>1</div> <div>Management, Task & Conference Seating</div>	<div>M</div> <div>Mesh Back</div>	<div>0</div> <div>Armless</div>	<div>1</div> <div>Synchro Tilt</div>	<div>B</div> <div>Black (5 Star Base)</div>
		<div>U</div> <div>Upholstered</div>	<div>1</div> <div>T-Arm</div>	<div>2</div> <div>Synchro Tilt/ Seat Slider</div>	<div>J</div> <div>(Jury Base)</div>
			<div>2</div> <div>Height Adjustable T-Arm</div>	<div>3</div> <div>Swivel Tilt</div>	<div>C</div> <div>Polished Aluminum</div>
			<div>3</div> <div>Cantilever</div>		

AQUA | UPHOLSTERED BACK

DESCRIPTION/MODEL	COM		COL		FABRIC GRADES			LEATHER		
	1	2	3	4	5	6	7	8	9	
	Aqua Upholstered Back, Armless with Swivel Tilt, 5 star base in black AQU1U03B	900	946	995	1089	1182	1276	1371	1464	1651
	Aqua Upholstered Back, Armless with Synchro Tilt, 5 star base in black AQU1U01B	925	971	1018	1114	1207	1301	1395	1488	1676
	Aqua Upholstered Back, Armless with Synchro Tilt/Seat Slider, 5 star base in black AQU1U02B	970	1016	1065	1159	1251	1347	1440	1533	1721
	Aqua Upholstered Back, T-Arm in black, with Swivel Tilt, 5 star base in black AQU1U13B	1041	1088	1135	1226	1322	1415	1512	1603	1793
	Aqua Upholstered Back, T-Arm in black, with Synchro Tilt, 5 star base in black AQU1U11B	1065	1112	1159	1253	1347	1441	1534	1628	1818
	Aqua Upholstered Back, T-Arm in black, with Synchro Tilt/Seat Slider, 5 star base in black AQU1U12B	1110	1157	1204	1297	1391	1487	1581	1673	1862
	Aqua Upholstered Back, Height Adjustable T-Arm in black with Swivel Tilt, 5 star base in black AQU1U23B	1085	1133	1179	1273	1365	1461	1529	1649	1836
	Aqua Upholstered Back, Height Adjustable T-Arm in black with Synchro Tilt, 5 star base in black AQU1U21B	1110	1157	1204	1296	1391	1486	1581	1673	1862
	Aqua Upholstered Back, Height Adjustable T-Arm in black, with Synchro Tilt/Seat Slider, 5 star base in black AQU1U22B	1156	1203	1249	1343	1438	1531	1624	1719	1907
	Aqua Upholstered Back, Cantilever Arm in black with Swivel Tilt, 5 star base in black AQU1U33B	960	1007	1055	1148	1242	1336	1429	1522	1711
	Aqua Upholstered Back, Cantilever Arm in black with Synchro Tilt, 5 star base in black AQU1U31B	984	1032	1078	1173	1266	1360	1455	1546	1734
	Aqua Upholstered Back, Cantilever Arm in black, with Synchro Tilt/Seat Slider, 5 star base in black AQU1U32B	1031	1075	1123	1218	1310	1407	1497	1591	1780

ORDERING NOTES

For jury base version, please add a 'J' for the base style at the end of the model number and add **\$75 list**.

CAL 133 and Moisture Barrier options are available for an upcharge of **\$62 list per yard**.

For Polished Aluminum base please change the last letter in the model number from "B" to a "C" and add **\$41 list**.

Hard casters are the standard and **soft wheel casters** can be ordered for **\$62 list** per chair.



Armless



T-Arm



Height Adjustable
T-Arm















Cantilever

PRODUCT CODE KEY

Line	Series	Back Style	Arm Style	Mechanism	Base Style
AQU	1	M	0	1	B
Aqua	Management, Task & Conference Seating	Mesh Back	Armless	Synchro Tilt	Black (5 Star Base)
		U	1	2	J
		Upholstered	T-Arm	Synchro Tilt/ Seat Slider	(Jury Base)
			2	3	C
			Height Adjustable T-Arm	Swivel Tilt	Polished Aluminum
			3		
			Cantilever		

AQUA | STOOL

DESCRIPTION/MODEL		COM	1	2	COL	3	FABRIC GRADES			4	5	6	7	LEATHER		8	9
		Aqua Stool Mesh Back, Armless, 5 star in black with glides or casters															
		AQT1M0G (glides)	854	868	881	909	937	962	988	1015	1069						
		AQT1M0B (casters)															
		Aqua Stool Mesh Back, T-Arm in black, with 5 star base in black with glides or casters															
		AQT1M1G (glides)	995	1008	1019	1047	1074	1101	1128	1156	1209						
		AQT1M1B (casters)															
		Aqua Stool Mesh Back, Height Adjustable T-Arm in black, 5 star base in black with glides or casters															
		AQT1M2G (glides)	1040	1050	1065	1091	1118	1146	1174	1199	1253						
		AQT1M2B (casters)															
		Aqua Stool Mesh Back, Cantilever Arm in black, 5 star base in black with glides or casters															
		AQT1M3G (glides)	913	928	940	967	995	1018	1046	1074	1128						
		AQT1M3B (casters)															
		Aqua Stool Mesh Back, Height Adjustable T-Arm in black, 5 star base in black with glides or casters															
		AQT1U2G (glides)	1150	1196	1245	1338	1432	1526	1619	1715	1901						
		AQT1U2B (casters)															
		Aqua Stool Mesh Back, Cantilever Arm in black, 5 star base in black with glides or casters															
		AQT1U3G (glides)	1023	1070	1118	1212	1306	1399	1493	1589	1775						
		AQT1U3B (casters)															

ORDERING NOTES

Hard casters are the standard and **soft wheel casters** can be ordered for **\$62 list** per chair.

CAL 133 and Moisture Barrier options are available for an upcharge of **\$62 list per yard**.

Aqua Stools are only available with a Swivel Mechanism.

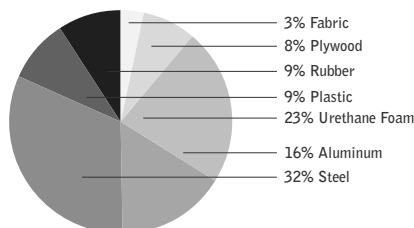
PRODUCT CODE KEY

Line	Series	Back Style	Arm Style	Base Style
AQT	1	M	0	B
Aqua Stool	Management, Task & Conference Seating	Mesh Back	Armless	Black (Casters)
		U	1	G
		Upholstered	T-Arm	(Glides)
			2	
			Height Adjustable T-Arm	
			3	
			Cantilever	

Dorso E-Line



MATERIAL CONTENT:



PRE-CONSUMER

RECYCLED CONTENT = 17.95%

POST-CONSUMER

RECYCLED CONTENT = 17.72%

Up to 61.36% of Dorso E product is recyclable at the end of its useful life.

CONTRIBUTES TO

CREDIT 2.1 - 2.2	Construction Waste Management	1-2 point(s)
CREDIT 3.3	Resource Reuse	1 point
CREDIT 4.1	Recycled Content	1 point
CREDIT 4.2	Recycled Content	1 point
CREDIT 4.5	Low Emitting Materials, Systems & Seating	1 point
CREDIT 5.1	Regional Materials*	1 point
CREDIT 7	Certified Wood (MUST BE REQUESTED)	1 point(s)

*This credit is only applicable if in total 20% of the combined value of the procurement of construction materials and in the furniture are manufactured within a radius of 500 miles. This credit will apply if the installation of the finished product occurs within 500 miles of Kitchener, Ontario.

level® CERTIFICATION & AIR EMISSIONS CERTIFICATION



level® CERTIFICATION

BIFMA's e3 Furniture Sustainability Standard is a voluntary, multi-attribute standard that measures the degree of sustainability of furniture. This standard evaluates product and company environmental attributes and compliance systems in a wide range of elements which include Materials, Energy & Atmosphere, Human & Ecosystem Health and Social Responsibility. Dorso products have earned level®, BIFMA's sustainability certification program for furniture, certification through third-party verification against the e3 standard.



The mark of responsible forestry

AIR EMISSIONS

All Dorso products are supplied air-emissions certified. Contact customer service for information.

FSC®

In 2005, Krug received Forest Stewardship Council® (FSC®) Chain-of-Custody certification for our manufacturing facilities. The FSC® Chain-of-Custody tracks certified wood from seedling to final sale. It signifies that the growth, harvesting and production of goods are entirely achieved through responsible forestry, which guarantees a healthy supply of forest resources for generations to come.



Architects, designers, and building professionals can specify FSC®-certified products in order to achieve a point from the U.S. Green Building Council's Leadership in Energy and Environmental Design (LEED) Rating System.

DORSO E & T | FEATURES



ARM STYLES

Optional fixed cantilever or an adjustable black arm constructed of die cast metal with textured plastic arm pads. The adjustable arms feature seven height adjustment positions, with a total adjustment range of 2.75". All Dorso models are also available in armless versions.

E-LINE

Fixed cantilever and adjustable arms are available in Black, Silver Metallic or Polished Chrome accent finishes to match metal base. The fixed arm is also available in black textured plastic and upholstered fabric/leather version.

T-LINE

Fixed cantilever and adjustable arms are available in black textured plastic.



BASE STYLES

E-LINE & T-LINE

Dorso seating features optional Silver Metallic, polished Chrome or Black finish and dual wheel casters.



DORSO CONTROLS

All Dorso E-Line and T-Line come with synchro tilt mechanism. The tilt adjustment range offers five recline-lock positions, as well as free flowing movement. The forward pivot mechanism allows the back and the seat to articulate synchronously in a 2:1 ratio, so that upward tilt of the seat is minimized as the back reclines.



BACK HEIGHT

Back height adjustment is an option on Dorso E & T Line. It offers an adjustment range of 11 positions, over a 2" range of movement. Back height adjustment is operated while in the seated position, by placing the right hand on the right bottom of the chair back, and the left hand on the left bottom of the chair back. The back is lifted and clicked into the desired height. Raising the back to the highest position releases the back height lock so it can be lowered.

SEAT HEIGHT

In the seated position, a pull upwards on the height adjustment lever located under the seat of the user's right side adjusts the height up or down with a total height range of 4.5".

BACK TENSION

Back tension on the mechanism is controlled with an adjustment knob under the seat. It has been designed to provide a range of back tension adjustment suitable for users of varying sizes and preferences.

SEAT SLIDER

All Dorso tilts are available with an optional seat slider mechanism featuring a 2" range of adjustment front to back when seated. The lever to activate this feature is located under the seat of the user's right side and is activated by an upward pull of the lever.

CAL 133 & MOISTURE BARRIER

California Technical Bulletin 133 is a flammability test for seating. Krug offers a compliance method which, in combination with non-flammable upholstery covers, may enable the products to meet certification requirements for this test. This process at the same time also provides the products with a Moisture Barrier - a treatment that helps to prevent the passage of liquids and moisture to inside of upholstered components - thereby conferring sanitary and anti-infection benefits. So when CAL 133 is specified, the product also automatically has a Moisture Barrier, and when a Moisture Barrier is specified, the product also features the compliance method and low flammability features of CAL 133. CAL 133 and Moisture Barrier are available for an upcharge of **\$62 list** per yard.

The application of this upcharge and the compliance method does not mean that the specific configuration of product and upholstery cover are tested and officially certified as being CAL 133 compliant. If official certification is required, Krug will provide this (through an independent certified testing laboratory) at a charge of \$772 per item, plus the cost of the product to be tested. Lead time for certification testing is typically 4-8 weeks. Krug assumes no responsibility for the testing of our products in combination with upholstery covers, or for the results of any testing conducted. Some specific configurations of product and upholstery have already been tested. Please contact Customer Service for additional information.

DORSO E-LINE | DIMENSIONS & COM REQUIREMENTS

Dorso E features a generous seat & back that provides unparalleled comfort and support.

Model Number		Overall Width	Overall Depth	Overall Height	Seat Height Min/Max	Height of Arms from Floor	Width between Arms	Height Range	Seat Depth	Shipping Weight	Cube	COM Yardage
DEC1-HB/DES1-HB	Fixed	25.25	25	50	17.5-22.125	25.6875-30.25	21	47-52	18	44	19	2.2
DEB1-HB	Fixed Upholstered	25.5	25	50	17.5-22.125	25.6875-30.25	20.5	47-52	18	44	19	2.5
	Adjustable	25.5	25	50	17.5-22.125	26-34	21	47-52	18	44	19	2.2
	Armless	20.5	25	50	17.5-22.125	N/A	N/A	47-52	18	40	19	2.2
DEC1-MB/DES1-MB	Fixed	25.25	25	43	17.5-22.125	25.6875-30.25	21	40-45	18	41	16	2
DEB1-MB	Fixed Upholstered	25.5	25	43	17.5-22.125	25.6875-30.25	20.5	40-45	18	41	16	2.3
	Adjustable	25.5	25	43	17.5-22.125	26-34	21	40-45	18	41	16	2
	Armless	20.5	25	43	17.5-22.125	N/A	N/A	40-45	18	37	16	2

DORSO | E-LINE



Note: Some vinyls, leathers and upholsteries are not suitable for application on Dorso E seating. For vinyls, please submit a sample to Customer Service for pre-approval process at time of order.

The pre-approval process is as follows:

1. A sample of the COM must be provided to Krug Customer Service prior to or at time of order.
2. The sample will be reviewed and the customer advised if the fabric is unsuitable.
3. The COM fabric or leather itself will be inspected when received at the factory, to identify and further concerns with its suitability.

ORDERING NOTES:

Height measurements of Dorso E are taken with the pneumatic lift in the lowest position. All dimensions are in inches and approximate and are subject to change without notice. Contact Customer Service if dimensions are critical.

DORSO T-LINE | DIMENSIONS & COM REQUIREMENTS

Dorso T - a strikingly modern chair design, provides a level of long term sitting comfort and support.

Model Number		Overall Width	Overall Depth	Overall Height	Seat Height Min/Max	Height of Arms from Floor	Width between Arms	Height Range	Seat Depth	Shipping Weight	Cube	COM Yardage
DTC1-HB/DTS1-HB/	Fixed	25.25	24	49	16.75-21.375	27.5-30.25	20	46-51	18	44	19	2
	Adjustable	25.5	24	49	16.75-21.375	26-34	20	46-51	18	44	19	2
	Armless	20.5	24	49	16.75-21.375	N/A	N/A	46-51	18	40	19	2
DTB1-HB	Fixed	25.25	24	49	16.75-21.375	27.5-30.25	20	46-51	18	44	19	2
	Adjustable	25.5	24	49	16.75-21.375	26-34	20	46-51	18	44	19	2
	Armless	20.5	24	49	16.75-21.375	N/A	N/A	46-51	18	37	19	2
DTC1-MB/DTS1-MB	Fixed	25.25	24	42	16.75-21.375	27.5-30.25	20	39-44	18	41	16	1.8
DTB1-MB	Adjustable	25.5	24	42	16.75-21.375	26-34	20	39-44	18	41	16	1.8
	Armless	20.5	24	49	16.75-21.375	N/A	N/A	39-44	18	37	16	1.8

DORSO | T-LINE



Note: Some vinyls, leathers and upholsteries are not suitable for application on Dorso T seating. For vinyls, please submit a sample to Customer Service for pre-approval process at time of order.





The pre-approval process is as follows:

1. A sample of the COM must be provided to Krug Customer Service prior to or at time of order.
2. The sample will be reviewed and the customer advised if the fabric is unsuitable.
3. The COM fabric or leather itself will be inspected when received at the factory, to identify and further concerns with its suitability.

OPTIONS

Height measurements of Dorso T are taken with the pneumatic lift in the lowest position. All dimensions are in inches and approximate and are subject to change without notice. Contact Customer Service if dimensions are critical.

DORSO E-LINE | MID BACK

DESCRIPTION/MODEL		COM			COL	FABRIC GRADES			LEATHER	
		1	2	3	4	5	6	7	8	9
	Fixed Back; Fixed Arms - Synchro									
	DEC1-M111C	1466	1537	1601	1690	1794	1907	2047	2201	2373
	DES1-M111S	1404	1466	1533	1618	1725	1851	1982	2135	2303
	DEB1-M111B	1226	1292	1356	1442	1546	1672	1804	1958	2126
	Fixed Back; Fixed Arms - Synchro/Seat Slider									
	DEC1-M112C	1547	1616	1684	1771	1873	1988	2131	2282	2453
	DES1-M112S	1484	1547	1615	1699	1804	1931	2063	2215	2385
	DEB1-M112B	1308	1372	1438	1522	1626	1753	1886	2039	2207
	Fixed Back; Adjustable Arms - Synchro									
	DEC1-M121C	1678	1742	1809	1897	2000	2113	2254	2409	2582
	DES1-M121S	1564	1635	1699	1784	1889	2004	2146	2299	2469
	DEB1-M121B	1387	1450	1517	1603	1708	1834	1965	2117	2285
	Fixed Back; Adjustable Arms - Synchro/Seat Slider									
	DEC1-M122C	1758	1822	1889	1979	2082	2195	2337	2488	2660
	DES1-M122S	1647	1717	1780	1865	1969	2083	2228	2379	2550
	DEB1-M122B	1466	1532	1599	1685	1791	1915	2045	2199	2369
	Fixed Back; Fixed Arms (Leather/Fabric Pad) - Synchro									
	DEC1-M131C	1694	1769	1843	1939	2048	2173	2322	2499	2671
	DES1-M131S	1630	1700	1775	1869	1982	2114	2254	2432	2599
	Fixed Back; Fixed Arms (Leather/Fabric Pad) - Synchro/Seat Slider									
	DEC1-M132C	1774	1851	1923	2020	2133	2253	2404	2580	2750
	DES1-M132S	1711	1782	1856	1949	2063	2197	2417	2512	2680
	Fixed Back; Armless - Synchro									
	DEC1-M101C	1372	1439	1507	1590	1695	1821	1953	2107	2276
	DES1-M101S	1243	1309	1376	1461	1566	1689	1821	1975	2143
	DEB1-M101B	1170	1237	1304	1387	1492	1616	1749	1903	2071
	Fixed Back; Armless - Synchro/Seat Slider									
	DEC1-M102C	1450	1520	1586	1670	1775	1901	2033	2186	2356
	DES1-M102S	1322	1388	1458	1541	1648	1769	1901	2057	2224
	DEB1-M102B	1250	1318	1385	1466	1574	1696	1829	1985	2151

Each chair features the Synchro Tilt mechanism





*The finish applies to exposed metal elements specified for the chair: chair base, fixed and adjustable arm accents.

ORDERING NOTES: The upholstered cantilever arm is available for use with leather and upholstery in the Polished Chrome and Silver Metallic arm only. Optional soft wheel casters are available at an upcharge of **\$62list**. CAL 133 and Moisture Barrier options are available for an upcharge of **\$62 list per yard**.

PRODUCT CODE KEY

Line	Series	Back Style	Back Adjustment	Arm Style	Mechanism	Base
DEC	1	M	1	0	1	C
Dorso E-Line (Polished Chrome)	Management, Task & Conference Seating	Mid Back	Fixed	Armless	Synchro	Chrome Base
DES		H	2	1	2	S
Dorso E-Line (Silver Metallic)		High Back	Adjustable	Fixed Cantilever	Synchro/ Seat Slider	Silver Metallic Base
DEB				2		B
Dorso E-Line (Black)				Adjustable		Black Base
				3		
				Fixed Cantilever (Upholstered)		

DORSO E-LINE | MID BACK

DESCRIPTION/MODEL		COM	COL		FABRIC GRADES			LEATHER			
		1	2	3	4	5	6	7	8	9	
	Adjustable Back; Fixed Arms - Synchro										
	DEC1-M211C	1499	1567	1634	1721	1825	1939	2082	2235	2405	
	DES1-M211S	1436	1499	1566	1651	1757	1884	2013	2167	2337	
	DEB1-M211B	1258	1322	1388	1475	1581	1704	1837	1989	2159	
	Adjustable Back; Fixed Arms - Synchro/Seat Slider										
	DEC1-M212C	1582	1649	1715	1803	1905	2020	2161	2316	2342	
	DES1-M212S	1516	1582	1648	1732	1837	1963	2093	2248	2417	
	DEB1-M212B	1339	1404	1467	1556	1659	1784	1918	2070	2239	
		Adjustable Back; Adjustable Arms - Synchro									
DEC1-M221C		1711	1774	1842	1929	2033	2146	2285	2440	2613	
DES1-M221S		1594	1667	1732	1819	1922	2034	2176	2332	2504	
DEB1-M221B		1419	1484	1550	1635	1741	1865	1998	2150	2319	
Adjustable Back; Adjustable Arms - Synchro/Seat Slider											
DEC1-M222C		1792	1855	1922	2009	2113	2228	2369	2520	2693	
DES1-M222S		1678	1749	1813	1898	2004	2114	2259	2411	2583	
DEB1-M222B		1499	1564	1632	1717	1821	1946	2079	2232	2401	
		Adjustable Back; Fixed Arms (Leather/Fabric Pad) - Synchro									
	DEC1-M231C	1726	1800	1875	1970	2083	2206	2355	2532	2701	
	DES1-M231S	1662	1733	1808	1901	2013	2148	2285	2464	2633	
	Adjustable Back; Fixed Arms (Leather/Fabric Pad) - Synchro/Seat Slider										
	DEC1-M232C	1805	1884	1957	2054	2165	2284	2437	2612	2782	
	DES1-M232S	1742	1816	1888	1982	2093	2229	2369	2544	2714	
		Adjustable Back; Armless - Synchro									
		DEC1-M201C	1404	1469	1538	1623	1728	1854	1986	2138	2309
		DES1-M201S	1275	1340	1408	1491	1599	1720	1854	2008	2175
DEB1-M201B		1201	1270	1337	1419	1526	1649	1780	1936	2106	
Adjustable Back; Armless - Synchro/Seat Slider											
DEC1-M202C		1484	1554	1617	1701	1808	1935	2065	2218	2388	
DES1-M202S		1355	1421	1489	1571	1679	1800	1935	2089	2258	
DEB1-M202B		1281	1349	1416	1499	1607	1729	1861	2014	2185	

Each chair features the Synchro Tilt mechanism




*The finish applies to exposed metal elements specified for the chair: chair base, fixed and adjustable arm accents.

ORDERING NOTES: The upholstered cantilever arm is available for use with leather and upholstery in the Polished Chrome and Silver Metallic arm only. Optional soft wheel casters are available at an upcharge of **\$62 list**. CAL 133 and Moisture Barrier options are available for an upcharge of **\$62 list per yard**.

PRODUCT CODE KEY

Line	Series	Back Style	Back Adjustment	Arm Style	Mechanism	Base
DEC Dorso E-Line (Polished Chrome)	1 Management, Task & Conference Seating	M Mid Back	1 Fixed	0 Armless	1 Synchro	C Chrome Base
DES Dorso E-Line (Silver Metallic)		H High Back	2 Adjustable	1 Fixed Cantilever	2 Synchro/ Seat Slider	S Silver Metallic Base
DEB Dorso E-Line (Black)				2 Adjustable		B Black Base
				3 Fixed Cantilever (Upholstered)		

DORSO E-LINE | HIGH BACK

DESCRIPTION/MODEL		COM	FABRIC GRADES					LEATHER			
		1	2	3	4	5	6	7	8	9	
	Fixed Back; Fixed Arms - Synchro										
	DEC1-H111C	1516	1600	1689	1803	1937	2098	2292	2507	2743	
	DES1-H111S	1450	1533	1623	1736	1869	2031	2223	2439	2676	
	DEB1-H111B	1258	1340	1429	1543	1674	1837	2031	2246	2485	
	Fixed Back; Fixed Arms - Synchro/Seat Slider										
	DEC1-H112C	1594	1681	1769	1885	2017	2180	2370	2588	2824	
	DES1-H112S	1532	1615	1701	1819	1949	2110	2303	2519	2757	
	DEB1-H112B	1339	1421	1510	1624	1757	1918	2110	2326	2565	
	Fixed Back; Adjustable Arms - Synchro										
	DEC1-H121C	1726	1809	1897	2012	2143	2305	2495	2706	2953	
	DES1-H121S	1662	1747	1834	1944	2081	2239	2429	2641	2888	
	DEB1-H121B	1466	1555	1639	1751	1887	2045	2236	2448	2694	
	Fixed Back; Adjustable Arms - Synchro/Seat Slider										
	DEC1-H122C	1805	1889	1979	2092	2224	2386	2576	2784	3033	
	DES1-H122S	1742	1826	1915	2026	2160	2319	2511	2722	2968	
	DEB1-H122B	1547	1634	1720	1831	1966	2126	2317	2531	2776	
	Fixed Back; Fixed Arms (Leather/Fabric Pad) - Synchro										
	DEC1-H131C	1742	1831	1931	2054	2195	2364	2564	2803	3039	
	DES1-H131S	1678	1768	1863	1987	2126	2296	2498	2736	2973	
	Fixed Back; Fixed Arms (Leather/Fabric Pad) - Synchro/Seat Slider										
	DEC1-H132C	1822	1913	2011	2134	2275	2445	2643	2884	3119	
	DES1-H132S	1758	1847	1944	2066	2207	2376	2579	2817	3055	

Each chair features the Synchro Tilt mechanism




*The finish applies to exposed metal elements specified for the chair: chair base, fixed and adjustable arm accents.

ORDERING NOTES: The upholstered cantilever arm is available for use with leather and upholstery in the Polished Chrome and Silver Metallic arm only. Optional soft wheel casters are available at an upcharge of **\$62 list**. CAL 133 and Moisture Barrier options are available for an upcharge of **\$62 list per yard**.

PRODUCT CODE KEY

Line	Series	Back Style	Back Adjustment	Arm Style	Mechanism	Base
DEC	1	M	1	0	1	C
Dorso E-Line (Polished Chrome)	Management, Task & Conference Seating	Mid Back	Fixed	Armless	Synchro	Chrome Base
DES		H	2	1	2	S
Dorso E-Line (Silver Metallic)		High Back	Adjustable	Fixed Cantilever	Synchro/ Seat Slider	Silver Metallic Base
DEB				2		B
Dorso E-Line (Black)				Adjustable		Black Base
				3		
				Fixed Cantilever (Upholstered)		

DORSO E-LINE | HIGH BACK

DESCRIPTION/MODEL	COM	COL	FABRIC GRADES			LEATHER				
	1	2	3	4	5	6	7	8	9	
	Adjustable Back; Fixed Arms - Synchro									
	DEC1-H211C	1547	1633	1720	1836	1967	2133	2321	2539	2776
	DES1-H211S	1484	1566	1655	1770	1901	2063	2254	2471	2710
	DEB1-H211B	1292	1373	1462	1575	1708	1869	2063	2278	2515
	Adjustable Back; Fixed Arms - Synchro/Seat Slider									
	DEC1-H212C	1630	1713	1800	1916	2047	2212	2403	2618	2857
	DES1-H212S	1564	1648	1734	1851	1982	2142	2337	2552	2791
	DEB1-H212B	1372	1455	1542	1656	1791	1949	2142	2360	2595
	Adjustable Back; Adjustable Arms - Synchro									
	DEC1-H221C	1758	1842	1929	2043	2175	2338	2529	2737	2986
	DES1-H221S	1694	1779	1865	1979	2112	2271	2463	2674	2921
	DEB1-H221B	1499	1586	1672	1783	1920	2079	2269	2482	2726
	Adjustable Back; Adjustable Arms - Synchro/Seat Slider									
	DEC1-H222C	1838	1922	2009	2125	2258	2419	2609	2818	3065
	DES1-H222S	1774	1860	1946	2058	2193	2353	2542	2754	3001
	DEB1-H222B	1582	1666	1753	1863	1999	2159	2347	2562	2808
	Adjustable Back; Fixed Arms (Leather/Fabric Pad) - Synchro									
	DEC1-H231C	1774	1865	1963	2087	2228	2397	2593	2834	3070
	DES1-H231S	1711	1799	1897	2019	2159	2328	2531	2769	3006
	Adjustable Back; Fixed Arms (Leather/Fabric Pad) - Synchro/Seat Slider									
	DEC1-H232C	1855	1946	2042	2166	2307	2480	2675	2916	3151
	DES1-H232S	1792	1881	1979	2098	2239	2409	2610	2847	3087

Each chair features the Synchro Tilt mechanism

*The finish applies to exposed metal elements specified for the chair: chair base, fixed and adjustable arm accents.

ORDERING NOTES: The upholstered cantilever arm is available for use with leather and upholstery in the Polished Chrome and Silver Metallic arm only. Optional soft wheel casters are available at an upcharge of **\$62 list**. CAL 133 and Moisture Barrier options are available for an upcharge of **\$62 list per yard**.

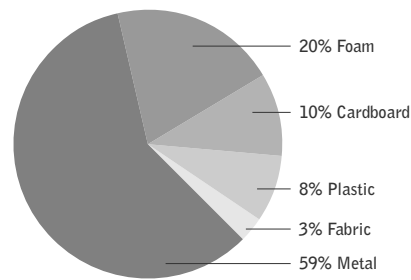
PRODUCT CODE KEY

Line	Series	Back Style	Back Adjustment	Arm Style	Mechanism	Base
DEC Dorso E-Line (Polished Chrome)	1 Management, Task & Conference Seating	M Mid Back	1 Fixed	0 Armless	1 Synchro	C Chrome Base
DES Dorso E-Line (Silver Metallic)		H High Back	2 Adjustable	1 Fixed Cantilever	2 Synchro/ Seat Slider	S Silver Metallic Base
DEB Dorso E-Line (Black)				2 Adjustable		B Black Base
				3 Fixed Cantilever (Upholstered)		

DORSO T-LINE | LEED CI CREDIT SUMMARY

Dorso T-line

MATERIAL CONTENT:



PRE-CONSUMER
RECYCLED CONTENT = 7.91 %

POST-CONSUMER
RECYCLED CONTENT = 18.91 %

Up to 63.75% of this Dorso T product is recyclable at the end of its useful life.

CONTRIBUTES TO		
CREDIT 2.1 - 2.2	Construction Waste Management	1-2 point(s)
CREDIT 3.3	Resource Reuse	1 point
CREDIT 4.1	Recycled Content	1 point
CREDIT 4.2	Recycled Content	1 point
CREDIT 4.5	Low Emitting Materials, Systems & Seating	1 point
CREDIT 5.1	Regional Materials*	1 point

*This credit is only applicable if in total 20% of the combined value of the procurement of construction materials and in the furniture are manufactured within a radius of 500 miles. This credit will apply if the installation of the finished product occurs within 500 miles of Kitchener, Ontario.

level® CERTIFICATION & AIR EMISSIONS CERTIFICATION






level® CERTIFICATION
BIFMA's e3 Furniture Sustainability Standard is a voluntary, multi-attribute standard that measures the degree of sustainability of furniture. This standard evaluates product and company environmental attributes and compliance systems in a wide range of elements which include Materials, Energy & Atmosphere, Human & Ecosystem Health and Social Responsibility. Dorso products have earned level®, BIFMA's sustainability certification program for furniture, certification through third-party verification against the e3 standard.



AIR EMISSIONS
All Dorso products are supplied air-emissions certified. Contact customer service for information.

DORSO T-LINE | MID BACK

DESCRIPTION/MODEL	COM		COL	FABRIC GRADES			LEATHER			
	1	2	3	4	5	6	7	8	9	
	Fixed Back; Fixed Arms - Synchro									
	DTC1-M111C	1351	1414	1475	1556	1650	1755	1886	2029	2184
	DTS1-M111S	1292	1351	1413	1490	1586	1700	1823	1964	2122
	DTB1-M111B	1128	1187	1249	1325	1422	1540	1659	1800	1957
	Fixed Back; Fixed Arms - Synchro/Seat Slider									
	DTC1-M112C	1431	1492	1556	1635	1730	1836	1965	2108	2265
	DTS1-M112S	1372	1431	1491	1566	1666	1782	1904	2043	2200
	DTB1-M112B	1209	1270	1329	1407	1505	1618	1741	1884	2036
		Fixed Back; Adjustable Arms - Synchro								
DTC1-M121C		1543	1603	1665	1746	1842	1944	2074	2215	2375
DTS1-M121S		1439	1507	1564	1642	1737	1843	1975	2114	2271
DTB1-M121B		1276	1337	1397	1475	1569	1687	1808	1949	2106
Fixed Back; Adjustable Arms - Synchro/Seat Slider										
DTC1-M122C		1624	1685	1746	1825	1922	2026	2157	2296	2456
DTS1-M122S		1520	1586	1647	1721	1820	1923	2057	2197	2353
DTB1-M122B		1356	1416	1480	1556	1651	1768	1888	2031	2185
		Fixed Back; Armless - Synchro								
	DTC1-M101C	1260	1323	1385	1463	1560	1674	1796	1938	2093
	DTS1-M101S	1143	1204	1268	1344	1441	1555	1674	1819	1972
	DTB1-M101B	1075	1137	1199	1276	1374	1488	1609	1751	1905
	Fixed Back; Armless - Synchro/Seat Slider									
	DTC1-M102C	1343	1405	1464	1543	1639	1757	1876	2019	2160
	DTS1-M102S	1224	1284	1347	1424	1521	1634	1757	1898	2056
	DTB1-M102B	1156	1218	1279	1356	1456	1567	1690	1830	1987

Each chair features the Synchro Tilt mechanism

*The finish applies to exposed metal elements specified for the chair: chair base, fixed and adjustable arm accents.

ORDERING NOTES

Dorso T-Line versions are available without back metal accent detail. Please contact Customer Service for ordering information.

Optional soft wheel casters are available at an upcharge of **\$62 list**. CAL 133 and Moisture Barrier options are available for an upcharge of **\$62 list per yard**.

The upholstered cantilever arm is available for use with leather and upholstery in the polished chrome and silver metal arm only.




Upcharge for Fixed Cantilever Upholstered cap:

GR1/COM	GR2	GR3	GR4	GR5	GR6	GR7	GR8	GR9
213	221	229	235	244	251	259	279	288

PRODUCT CODE KEY

Line	Series	Back Style	Back Adjustment	Arm Style	Mechanism	Base
DTC Dorso T-Line (Polished Chrome)	1 Management, Task & Conference Seating	M Mid Back	1 Fixed	0 Armless	1 Synchro	C Chrome Base
DTS Dorso T-Line (Silver Metallic)		H High Back	2 Adjustable	1 Fixed Cantilever	2 Synchro/ Seat Slider	S Silver Metallic Base
DTB Dorso T-Line (Black)				2 Adjustable		B Black Base
				3 Fixed Cantilever Upholstered		

DORSO T-LINE | MID BACK

DESCRIPTION/MODEL		COM	COL		FABRIC GRADES			LEATHER		
		1	2	3	4	5	6	7	8	9
	Adjustable Back; Fixed Arms - Synchro									
	DTC1-M211C	1381	1442	1505	1586	1679	1784	1916	2057	2214
	DTS1-M211S	1321	1381	1441	1520	1616	1732	1854	1992	2149
	DTB1-M211B	1159	1217	1278	1356	1455	1567	1690	1830	1987
	Adjustable Back; Fixed Arms - Synchro/Seat Slider									
	DTC1-M212C	1462	1522	1585	1666	1759	1865	1996	2136	2295
	DTS1-M212S	1400	1462	1521	1600	1696	1813	1935	2072	2231
	DTB1-M212B	1241	1296	1357	1438	1533	1649	1771	1910	2066
	Adjustable Back; Adjustable Arms - Synchro									
	DTC1-M221C	1571	1633	1695	1774	1871	1975	2106	2246	2404
	DTS1-M221S	1467	1533	1592	1672	1769	1872	2005	2143	2301
	DTB1-M221B	1308	1364	1425	1507	1601	1717	1838	1980	2135
	Adjustable Back; Adjustable Arms - Synchro/Seat Slider									
	DTC1-M222C	1653	1713	1775	1855	1950	2057	2185	2326	2485
	DTS1-M222S	1550	1615	1673	1753	1851	1953	2087	2224	2381
	DTB1-M222B	1387	1445	1508	1586	1684	1796	1920	2060	2215
	Adjustable Back; Armless - Synchro									
	DTC1-M201C	1294	1356	1416	1495	1591	1708	1829	1969	2126
	DTS1-M201S	1175	1237	1298	1376	1473	1586	1708	1851	2007
	DTB1-M201B	1109	1170	1230	1309	1407	1520	1639	1783	1938
	Adjustable Back; Armless - Synchro/Seat Slider									
	DTC1-M202C	1374	1438	1496	1575	1672	1791	1909	2048	2220
	DTS1-M202S	1255	1318	1380	1458	1555	1666	1791	1931	2088
	DTB1-M202B	1190	1250	1312	1388	1488	1600	1720	1863	2019

Each chair features the Synchro Tilt mechanism

*The finish applies to exposed metal elements specified for the chair: chair base, fixed and adjustable arm accents.

ORDERING NOTES

Dorso T-Line versions are available without back metal accent detail. Please contact Customer Service for ordering information.

Optional soft wheel casters are available at an upcharge of **\$62 list**. CAL 133 and Moisture Barrier options are available for an upcharge of **\$62 list per yard**.

The upholstered cantilever arm is available for use with leather and upholstery in the polished chrome and silver metal arm only.




Upcharge for Fixed Cantilever Upholstered cap:

GR1/COM	GR2	GR3	GR4	GR5	GR6	GR7	GR8	GR9
213	221	229	235	244	251	259	279	288

PRODUCT CODE KEY

Line	Series	Back Style	Back Adjustment	Arm Style	Mechanism	Base
DTC Dorso T-Line (Polished Chrome)	1 Management, Task & Conference Seating	M Mid Back	1 Fixed	0 Armless	1 Synchro	C Chrome Base
DTS Dorso T-Line (Silver Metallic)		H High Back	2 Adjustable	1 Fixed Cantilever	2 Synchro/ Seat Slider	S Silver Metallic Base
DTB Dorso T-Line (Black)				2 Adjustable		B Black Base
				3 Fixed Cantilever Upholstered		

DORSO T-LINE | HIGH BACK

DESCRIPTION/MODEL	COM		COL	FABRIC GRADES			LEATHER			
	1	2	3	4	5	6	7	8	9	
	Fixed Back; Fixed Arms - Synchro									
	DTC1-H111C	1396	1473	1555	1659	1782	1932	2107	2307	2524
	DTS1-H111S	1337	1413	1492	1599	1719	1868	2045	2244	2464
	DTB1-H111B	1159	1234	1317	1419	1542	1690	1868	2066	2284
	Fixed Back; Fixed Arms - Synchro/Seat Slider									
	DTC1-H112C	1479	1555	1634	1741	1862	2012	2186	2387	2607
	DTS1-H112S	1416	1491	1574	1679	1799	1947	2126	2325	2544
	DTB1-H112B	1241	1317	1396	1499	1623	1771	1947	2148	2367
	Fixed Back; Adjustable Arms - Synchro									
	DTC1-H121C	1588	1665	1746	1853	1972	2123	2296	2488	2717
	DTS1-H121S	1530	1607	1687	1792	1915	2062	2235	2432	2658
	DTB1-H121B	1351	1429	1510	1611	1734	1884	2058	2251	2481
	Fixed Back; Adjustable Arms - Synchro/Seat Slider									
	DTC1-H122C	1667	1746	1825	1932	2056	2201	2376	2569	2796
	DTS1-H122S	1610	1687	1768	1871	1994	2140	2316	2512	2739
	DTB1-H122B	1431	1510	1590	1693	1817	1963	2155	2333	2561
	Fixed Back; Armless - Synchro									
	DTC1-H101C	1298	1376	1458	1563	1686	1836	1937	2211	2428
	DTS1-H101S	1175	1250	1332	1438	1559	1706	1886	2083	2301
	DTB1-H101B	1103	1178	1258	1363	1486	1634	1810	2011	2231
	Fixed Back; Armless - Synchro/Seat Slider									
	DTC1-H102C	1380	1458	1538	1643	1766	1916	2090	2293	2508
	DTS1-H102S	1255	1331	1270	1517	1637	1789	1965	2165	2381
	DTB1-H102B	1183	1258	1339	1444	1566	1715	1892	2091	2310

Each chair features the Synchro Tilt mechanism

*The finish applies to exposed metal elements specified for the chair: chair base, fixed and adjustable arm accents.

ORDERING NOTES

Dorso T-Line versions are available without back metal accent detail. Please contact Customer Service for ordering information.

Optional soft wheel casters are available at an upcharge of **\$62 list**. CAL 133 and Moisture Barrier options are available for an upcharge of **\$62 list per yard**.

The upholstered cantilever arm is available for use with leather and upholstery in the polished chrome and silver metal arm only.




Upcharge for Fixed Cantilever Upholstered cap:

GR1/COM	GR2	GR3	GR4	GR5	GR6	GR7	GR8	GR9
213	221	229	235	244	251	259	279	288

PRODUCT CODE KEY

Line	Series	Back Style	Back Adjustment	Arm Style	Mechanism	Base
DTC Dorso T-Line (Polished Chrome)	1 Management, Task & Conference Seating	M Mid Back	1 Fixed	0 Armless	1 Synchro	C Chrome Base
DTS Dorso T-Line (Silver Metallic)		H High Back	2 Adjustable	1 Fixed Cantilever	2 Synchro/ Seat Slider	S Silver Metallic Base
DTB Dorso T-Line (Black)				2 Adjustable		B Black Base
				3 Fixed Cantilever Upholstered		

DORSO T-LINE | HIGH BACK

DESCRIPTION/MODEL		COM	COL		FABRIC GRADES			LEATHER		
		1	2	3	4	5	6	7	8	9
	Adjustable Back; Fixed Arms - Synchro									
	DTC1-H211C	1424	1500	1585	1689	1810	1962	2136	2337	2554
	DTS1-H211S	1364	1441	1522	1626	1750	1898	2074	2274	2493
	DTB1-H211B	1272	1347	1428	1532	1655	1803	1981	2180	2400
	Adjustable Back; Fixed Arms - Synchro/Seat Slider									
	DTC1-H212C	1507	1584	1665	1769	1892	2041	2217	2417	2634
	DTS1-H212S	1445	1521	1603	1708	1830	1980	2157	2354	2574
	DTB1-H212B	1353	1428	1509	1614	1734	1885	2062	2261	2481
	Adjustable Back; Adjustable Arms - Synchro									
	DTC1-H221C	1617	1695	1774	1884	2004	2150	2326	2517	2748
	DTS1-H221S	1559	1636	1717	1820	1943	2090	2266	2460	2688
	DTB1-H221B	1383	1462	1542	1643	1768	1915	2090	2283	2512
	Adjustable Back; Adjustable Arms - Synchro/Seat Slider									
	DTC1-H222C	1698	1775	1855	1963	2083	2232	2407	2598	2826
	DTS1-H222S	1637	1718	1796	1899	2024	2170	2345	2541	2769
	DTB1-H222B	1463	1542	1623	1725	1847	1994	2170	2364	2591
	Adjustable Back; Armless - Synchro									
	DTC1-H201C	1331	1408	1489	1593	1718	1868	2041	2243	2460
	DTS1-H201S	1208	1281	1364	1467	1590	1737	1918	2114	2334
	DTB1-H201B	1135	1211	1292	1396	1517	1666	1843	2042	2262
	Adjustable Back; Armless - Synchro/Seat Slider									
	DTC1-H202C	1413	1489	1568	1674	1797	1947	2123	2322	2541
	DTS1-H202S	1288	1363	1445	1550	1670	1820	1998	2114	2334
	DTB1-H202B	1215	1292	1372	1479	1599	1747	1923	2124	2343

Each chair features the Synchro Tilt mechanism

*The finish applies to exposed metal elements specified for the chair: chair base, fixed and adjustable arm accents.

ORDERING NOTES

Dorso T-Line versions are available without back metal accent detail. Please contact Customer Service for ordering information.

Optional soft wheel casters are available at an upcharge of **\$62 list**. CAL 133 and Moisture Barrier options are available for an upcharge of **\$62 list per yard**.

The upholstered cantilever arm is available for use with leather and upholstery in the polished chrome and silver metal arm only.

Upcharge for Fixed Cantilever Upholstered cap:

GR1/COM	GR2	GR3	GR4	GR5	GR6	GR7	GR8	GR9
213	221	229	235	244	251	259	279	288

PRODUCT CODE KEY

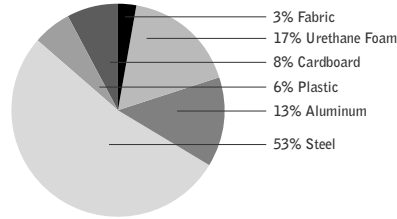
Line	Series	Back Style	Back Adjustment	Arm Style	Mechanism	Base
DTC Dorso T-Line (Polished Chrome)	1 Management, Task & Conference Seating	M Mid Back	1 Fixed	0 Armless	1 Synchro	C Chrome Base
DTS Dorso T-Line (Silver Metallic)		H High Back	2 Adjustable	1 Fixed Cantilever	2 Synchro/ Seat Slider	S Silver Metallic Base
DTB Dorso T-Line (Black)				2 Adjustable		B Black Base
				3 Fixed Cantilever Upholstered		

DORSO S-LINE & N-LINE | ENVIRONMENTAL SUMMARY

Dorso



MATERIAL CONTENT:



PRE-CONSUMER

RECYCLED CONTENT = 21.68%

POST-CONSUMER

RECYCLED CONTENT = 20.03%

Up to 77.88% of Dorso S product is recyclable at the end of its useful life.

CONTRIBUTES TO

CREDIT 2.1 - 2.2	Construction Waste Management	1-2 point(s)
CREDIT 3.3	Resource Reuse	1 point
CREDIT 4.1	Recycled Content	1 point
CREDIT 4.2	Recycled Content	1 point
CREDIT 4.5	Low Emitting Materials, Systems & Seating	1 point
CREDIT 5.1	Regional Materials*	1 point

*This credit is only applicable if in total 20% of the combined value of the procurement of construction materials and in the furniture are manufactured within a radius of 500 miles. This credit will apply if the installation of the finished product occurs within 500 miles of Kitchener, Ontario.

level® CERTIFICATION & AIR EMISSIONS CERTIFICATION



level® CERTIFICATION

BIFMA's e3 Furniture Sustainability Standard is a voluntary, multi-attribute standard that measures the degree of sustainability of furniture. This standard evaluates product and company environmental attributes and compliance systems in a wide range of elements which include Materials, Energy & Atmosphere, Human & Ecosystem Health and Social Responsibility. Dorso products have earned level®, BIFMA's sustainability certification program for furniture, certification through third-party verification against the e3 standard.



AIR EMISSIONS

All Dorso products are supplied air-emissions certified. Contact customer service for information.

DORSO S-LINE & N-LINE | FEATURES



ARM STYLES

Optional fixed cantilever or an adjustable black arm constructed of die cast metal with textured plastic arm pads. The adjustable arms feature seven height adjustment positions, with a total adjustment range of 2.75". All Dorso models are also available in armless versions.

S-LINE

Fixed cantilever and adjustable arms are available in Black, Silver Metallic or Polished Chrome accent finishes to match metal base. The fixed arm is also available in black textured plastic and upholstered fabric/leather version.

N-LINE

Fixed cantilever and adjustable arms are available in black textured plastic.



BASE STYLES

Dorso seating features injection molded, glass reinforced black nylon bases with dual wheel casters. Dorso seating features optional Silver Metallic or Polished Chrome finish. S-Line models feature steel upper and lower seat back exposed frame rail available in Silver Metallic or Polished Chrome finish.

DORSO GUEST SEATING

S-LINE

Dorso seating is available in three base styles:
Cantilever
4-Leg
4-Leg with twin wheel casters



Each is offered in a Silver Metallic or Polished Chrome steel frame. Cantilever and 4-Leg versions of Guest Seating feature rubber glides.

N-LINE

Dorso seating is available in three base styles:
Cantilever
4-Leg
4-Leg with twin wheel casters

Each is offered in a Silver Metallic steel frame.

BACK HEIGHT

Back height adjustment is a standard feature on S-Line chairs, and an option on N-Line chairs. It offers an adjustment range of 11 positions, over a 2" range of movement. Back height adjustment is operated while in the seated position, by placing the right hand on the right bottom of the chair back, and the left hand on the left bottom of the chair back. The back is lifted and clicked into the desired height. Raising the back to the highest position releases the back height lock so it can be lowered.



BACK TENSION

Back tension on the synchro tilt mechanism is controlled with an adjustment knob under the seat. It has been designed to provide a range of back tension adjustment suitable for users of varying sizes and preferences.



DORSO CONTROLS

All Dorso S-Line and N-Line tilters come with a synchro tilt mechanism. One of the best engineered and most user-friendly chair controls, the synchro tilt mechanism is unique in providing a single, easy-accessed lever to adjust tilt lock positions and seat height. The tilt adjustment range offers five recline-lock positions, as well as free flowing movement. The forward pivot of the mechanism allows the back and the seat to articulate synchronously in a 2:1 ratio, so that upward tilt of the seat is minimized as the back reclines. The synchro tilt mechanism also features an anti-kickback lock release, providing a smooth transition from locked to unlocked tilt adjustment.

SEAT HEIGHT

In the seated position, a pull upwards on the height adjustment lever located under the seat of the user's right side adjusts the height up or down with a total height range of 4.5".

SEAT SLIDER

All Dorso tilters are available with an optional seat slider mechanism featuring a 2" range of adjustment front to back when seated. The lever to activate this feature is located under the seat of the user's right side and is activated by an upward pull of the lever.

CAL 133 & MOISTURE BARRIER

California Technical Bulletin 133 is a flammability test for seating. Krug offers a compliance method which, in combination with non-flammable upholstery covers, may enable the products to meet certification requirements for this test. This process at the same time also provides the products with a Moisture Barrier - a treatment that helps to prevent the passage of liquids and moisture to inside of upholstered components - thereby conferring sanitary and anti-infection benefits. So when CAL 133 is specified, the product also automatically has a Moisture Barrier, and when a Moisture Barrier is specified, the product also features the compliance method and low flammability features of CAL 133. CAL 133 and Moisture Barrier are available for an upcharge of **\$62 list** per yard. The application of this upcharge and the compliance method does not mean that the specific configuration of product and upholstery cover are tested and officially certified as being CAL 133 compliant. If official certification is required, Krug will provide this (through an independent certified testing laboratory) at a charge of \$772 per item, plus the cost of the product to be tested. Lead time for certification testing is typically 4-8 weeks. Krug assumes no responsibility for the testing of our products in combination with upholstery covers, or for the results of any testing conducted. Some specific configurations of product and upholstery have already been tested. Please contact Customer Service for additional information.

DORSO S-LINE & N-LINE | DIMENSIONS & COM REQUIREMENTS

Presenting one of the world's most advanced seating concepts: new technology that offers outstanding ergonomics in a strikingly modern chair design, while providing a level of long-term sitting comfort and support that has been the hallmark of European seating.
DORSO: Designed by Gabriel Teixidó

		Overall Width	Overall Depth	Overall Height	Seat Height	Height of Arms from Floor	Width between Arms	Seat Depth	Shipping Weight	Cube	COM Yardage
S-LINE MID BACK	Fixed	24.5	22.5	42.5	18-22	27-30.5	20	18	51	15	1.7
	Adjustable	25	22.5	42.5	18-22	25.5-32	19.5	18	51	15	1.7
	Armless	19.5	22.5	42.5	18-22	N/A	N/A	18	46	15	1.7
S-LINE HIGH BACK	Fixed	24.5	22.5	47	18-22	27-30.5	20	18	52	18	1.9
	Adjustable	25	22.5	47	18-22	25.5-32	19.5	18	52	18	1.9
	Armless	19.5	22.5	47	18-22	N/A	N/A	18	47	18	1.9
S-LINE HIGH BACK with Headrest	Fixed	24.5	22.5	50.5	18-22	27-30.5	20	18	54	18	1.9
	Adjustable	25	22.5	50.5	18-22	25.5-32	19.5	18	54	18	1.9
N-LINE MID BACK	Fixed	24.5	21.5	41	18-22	27-30.5	20	18	50	15	1.7
	Adjustable	25	21.5	41	18-22	25.5-32	19.5	18	50	15	1.7
	Armless	19.5	21.5	41	18-22	N/A	N/A	18	45	15	1.7
N-LINE HIGH BACK	Fixed	24.5	21.5	45.5	18-22	27-30.5	20	18	51	18	1.9
	Adjustable	25	21.5	45.5	18-22	25.5-32	19.5	18	51	18	1.9
N-LINE HIGH BACK with Headrest	Fixed	24.5	21.5	50.5	18-22	27-30.5	20	18	53	19.5	1.9
	Adjustable	25	21.5	50.5	18-22	25.5-32	19.5	18	53	19.5	1.9

GUEST		Overall Width	Overall Depth	Seat Height	Height of Arms from Floor	Width between Arms	Seat Depth	Height Range	Shipping Weight	Cube	COM Yardage
S-LINE/4LEG	Armless	20.75	25.50	18.5	27.5	19.5	19.5	36	32	14	1.3
	Fixed	24.5	25.50	18.5	27.5	19.5	19.5	36	37	14	1.3
S-LINE/4LEG with Casters	Armless	20.75	24.75	18.5	27.5	19.5	19.5	36	33	14	1.3
	Fixed	24.5	24.75	18.5	27.5	19.5	19.5	36	38	14	1.3
S-LINE/Cantilever Base	Armless	20.75	24.75	18.5	27.5	19.5	19.5	36	39	14	1.3
	Fixed	24.5	24.75	18.5	27.5	19.5	19.5	36	44	14	1.3
N-LINE/4LEG	Armless	20.75	25.50	18.5	27.5	19.5	19.5	34.75	31	14	1.3
	Fixed	24.5	25.50	18.5	27.5	19.5	19.5	34.75	36	14	1.3
N-LINE/4LEG with Casters	Armless	20.75	24.75	18.5	27.5	19.5	19.5	34.75	32	14	1.3
	Fixed	24.5	24.75	18.5	27.5	19.5	19.5	34.75	37	14	1.3
N-LINE/Cantilever Base	Armless	20.75	24.75	18.5	27.5	19.5	19.5	34.75	38	14	1.3
	Fixed	24.5	24.75	18.5	27.5	19.5	19.5	34.75	43	14	1.3

ORDERING NOTE

Add 0.5 yards for seating with leather wrapped arm option.

Note: Some vinyls are not suitable for application on Dorso seating. For vinyls other than Maharam's Lariat, or Momentum's Cashmere, please submit a sample to Customer Service for an approval process at time of order.

The approval process is as follows:




1. A sample of the COM vinyl fabric must be provided to Krug Customer Service prior to or at time of order.
2. The sample will be reviewed and the customer advised if the fabric is unsuitable.
3. The COM vinyl will be inspected when received at the factory to identify and further concerns with its suitability.

ORDERING NOTES

All Dorso swivel and tilter models are available with an optional seat slider mechanism at an upcharge of **\$78 list**.

Height measurements of Dorso are taken with the pneumatic lift in the lowest position. All dimensions are in inches and approximate and are subject to change without notice. Contact Customer Service if dimensions are critical.

DORSO S-LINE | MID BACK

DESCRIPTION/MODEL		COM		COL	FABRIC GRADES			LEATHER			
		1	2		4	5	6	7	8	9	
	FIXED ARMS (Black with metal accent)										
	DOS1-M2011M	1796	1863	1932	2019	2126	2254	2394	2550	2723	
	Silver Metallic										
	DOS1-M2031M	2008	2083	2159	2253	2369	2505	2650	2826	3010	
	Silver Metallic										
	DOC1-M2011M	1884	1950	2019	2110	2217	2334	2482	2638	2816	
	Polished Chrome										
	DOC1-M2031M	2093	2170	2246	2344	2459	2584	2739	2914	3101	
	Polished Chrome										
	ADJUSTABLE ARMS (Black with metal accent)										
	DOS1-M2021M	1725	1796	1863	1950	2060	2175	2322	2482	2657	
	Silver Metallic										
	DOC1-M2021M	1817	1884	1950	2040	2148	2266	2411	2567	2745	
	Polished Chrome										
	ARMLESS										
	DOS1-M2001M	1610	1678	1749	1834	1943	2070	2206	2364	2539	
	Silver Metallic										
	DOC1-M2001M	1687	1757	1823	1910	2019	2148	2283	2442	2616	
	Polished Chrome										

ORDERING NOTES


Dorso S-Line versions are available without the back metal accent detail. Please contact Customer Service for ordering information. Seat slider option is available on all armless and adjustable arm versions at an upcharge of **\$78 list**. The upholstered leather cantilever arm is only available for use with Krug in-stock leathers. For jury base version of this chair, please add a 'J' for the base style at the end of the model number and **add \$75** to the list price. CAL 133 and Moisture Barrier options are available for an upcharge of **\$62 list per yard**.




PRODUCT CODE KEY


Line	Series	Back Style	Back Adjustment	Back Details	Arm Style	Mechanism	Base
DOS	1	M	2	0	0	1	M
Dorso S-Line (Silver Metallic)	Management, Task & Conference Seating	Mid Back	Adjustment	No Headrest	Armless	Synchro	Metal Base
DOC		H		1	1		J
Dorso S-Line (Polished Chrome)		High Back		Headrest (No trim) (High back only)	Fixed Cantilever		Jury Base
					2		
					Adjustable (Black)		
					3		
					Fixed Cantilever Upholstered		


DORSO S-LINE | HIGH BACK

DESCRIPTION/MODEL		COM		COL	FABRIC GRADES			LEATHER		
		1	2	3	4	5	6	7	8	9
	FIXED ARMS (Black with metal accent)									
	DOS1-H2011M	1943	2030	2117	2237	2373	2539	2737	2960	3207
	Silver Metallic									
	DOS1-H2031M	2155	2248	2345	2471	2615	2790	2994	3236	3492
	Silver Metallic									
	DOC1-H2011M	2032	2116	2207	2326	2463	2617	2825	3048	3295
	Polished Chrome									
	DOC1-H2031M	2243	2336	2435	2561	2705	2868	3083	3325	3582
	Polished Chrome									

	ADJUSTABLE ARMS (Black with metal accent)									
	DOS1-H2021M	1873	1963	2048	2166	2305	2468	2667	2884	3138
	Silver Metallic									
	DOC1-H2021M	1963	2048	2138	2254	2394	2561	2754	2970	3224
	Polished Chrome									

DORSO S-LINE | HIGH BACK WITH HEADREST

	FIXED ARMS (Black with metal accent)									
	DOS1-H2111M	2138	2246	2344	2482	2638	2824	3037	3273	3537
	Silver Metallic									
	DOS1-H2131M	2349	2465	2570	2715	2879	3072	3294	3551	3823
	Silver Metallic									
	DOC1-H2111M	2224	2334	2434	2567	2723	2911	3129	3365	3630
	Polished Chrome									
	DOC1-H2131M	2436	2555	2660	2801	2964	3160	3385	3467	3916
Polished Chrome										

	ADJUSTABLE ARMS (Black with metal accent)									
	DOS1-H2121M	2070	2166	2274	2411	2567	2754	2960	3207	3470
	Silver Metallic									
	DOC1-H2121M	2158	2254	2364	2500	2657	2844	3050	3293	3558
	Polished Chrome									

ORDERING NOTES




Dorso S-Line versions are available without the back metal accent detail. Please contact Customer Service for ordering information. Seat slider option is available on all armless and adjustable arm versions at an upcharge of **\$78 list**. The upholstered leather cantilever arm is only available for use with Krug in-stock leathers. For jury base version of this chair, please add a 'J' for the base style at the end of the model number and **add \$75** to the list price. CAL 133 and Moisture Barrier options are available for an upcharge of **\$62 list per yard**.



PRODUCT CODE KEY

Line	Series	Back Style	Back Adjustment	Back Details	Arm Style	Mechanism	Base
DOS	1	M	2	0	0	1	M
Dorso S-Line (Silver Metallic)	Management, Task & Conference Seating	Mid Back	Adjustment	No Headrest	Armless	Synchro	Metal Base
DOC		H		1	1		J
Dorso S-Line (Polished Chrome)		High Back		Headrest (No trim) (High back only)	Fixed Cantilever		Jury Base
					2		
					Adjustable (Black)		
					3		
					Fixed Cantilever Upholstered		

DORSO N-LINE | MID BACK

DESCRIPTION/MODEL		COM 1	2	COL 3	FABRIC GRADES 4 5 6			LEATHER 7 8 9		
	FIXED ARMS (Black)									
	DON1-M1011B	1581	1649	1726	1817	1910	2040	2175	2344	2519
	No back adjustment									
	DON1-M2011B	1669	1734	1817	1903	2004	2126	2266	2434	2608
	With back adjustment									
	ADJUSTABLE ARMS (Black)									
	DON1-M1021B	1512	1581	1649	1734	1843	1969	2110	2266	2442
	No back adjustment									
	DON1-M2021B	1600	1669	1734	1823	1932	2060	2198	2353	2531
	With back adjustment									
	ARMLESS									
	DON1-M1001B	1391	1462	1540	1626	1726	1855	1991	2158	2334
	No back adjustment									
	DON1-M2001B	1469	1550	1618	1708	1817	1932	2079	2237	2411
	With back adjustment									

Each chair features the Synchro Tilt mechanism

ORDERING NOTES

Dorso N-Line tilter models feature black bases and are available with an optional polished chrome base or silver metallic base at an upcharge of **\$168**.

Seat slider option is available on all armless and adjustable arm versions at an upcharge of **\$78 list**.

For jury base version of this chair, please add a 'J' for the base style at the end of the model number and **add \$75** to the list price.



CAL 133 and Moisture Barrier options are available for an upcharge of **\$62 list per yard**.





PRODUCT CODE KEY

Line	Series	Back Style	Back Adjustment	Back Details	Arm Style	Mechanism	Base
<div>DON</div>	<div>1</div>	<div>M</div>	<div>1</div>	<div>0</div>	<div>0</div>	<div>1</div>	<div>B</div>
Dorso N-Line	Management, Task & Conference Seating	Mid Back	No Adjustment	No Headrest	Armless	Synchro	Black Nylon Base
		<div>H</div>	<div>2</div>	<div>1</div>	<div>1</div>		<div>J</div>
		High Back	Adjustment	Headrest (No trim) (High back only)	Fixed (Black) Cantilever		Jury Base
					<div>2</div>		
					Adjustable (Black)		

DORSO N-LINE | HIGH BACK

DESCRIPTION/MODEL		COM 1	2	COL 3	FABRIC GRADES			LEATHER		
					4	5	6	7	8	9
	FIXED ARMS (Black)									
	DON1-H1011B	1765	1855	1943	2060	2198	2364	2561	2783	3031
	No back adjustment									
	DON1-H2011B	1855	1943	2030	2148	2283	2451	2647	2875	3117
	With back adjustment									
	ADJUSTABLE ARMS (Black)									
	DON1-H1021B	1696	1783	1873	1991	2126	2296	2489	2706	2960
	No back adjustment									
	DON1-H2021B	1783	1873	1963	2079	2217	2381	2580	2794	3050
	With back adjustment									

DORSO N-LINE | HIGH BACK WITH HEADREST

	FIXED ARMS (Black)									
	DON1-H1111B	1963	2070	2166	2305	2463	2647	2862	3096	3365
	No back adjustment									
	DON1-H2111B	2048	2158	2254	2394	2550	2737	2951	3188	3447
	With back adjustment									
	ADJUSTABLE ARMS (Black)									
	DON1-H1121B	1895	1991	2096	2237	2394	2580	2783	3031	3293
	No back adjustment									
	DON1-H2121B	1982	2079	2189	2322	2482	2667	2875	3117	3380
	With back adjustment									

ORDERING NOTES

Dorso N-Line tilter models feature black bases and are available with an optional polished chrome base or silver metallic base at an upcharge of **\$168**.

Seat slider option is available on all armless and adjustable arm versions at an upcharge of **\$78 list**.

For jury base version of this chair, please add a 'J' for the base style at the end of the model number and **add \$75** to the list price.

CAL 133 and Moisture Barrier options are available for an upcharge of **\$62 list per yard**.



PRODUCT CODE KEY

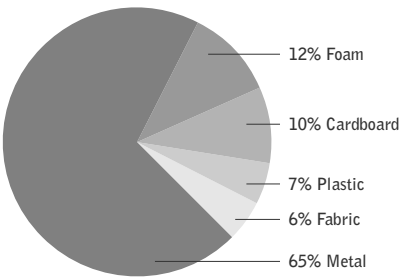
Line	Series	Back Style	Back Adjustment	Back Details	Arm Style	Mechanism	Base
DON	1	M	1	0	0	1	B
Dorso N-Line	Management, Task & Conference Seating	Mid Back	No Adjustment	No Headrest	Armless	Synchro	Black Nylon Base
		H	2	1	1		J
		High Back	Adjustment	Headrest (No trim) (High back only)	Fixed (Black) Cantilever		Jury Base
					2		
					Adjustable (Black)		

DORSO WEAVE | LEED CI CREDIT SUMMARY

Dorso Weave



MATERIAL CONTENT:



PRE-CONSUMER
RECYCLED CONTENT = 11.32%

POST-CONSUMER
RECYCLED CONTENT = 21.48%

Up to 74.04% of this Dorso Weave product is recyclable at the end of its useful life.

CONTRIBUTES TO		
CREDIT 2.1 - 2.2	Construction Waste Management	1-2 point(s)
CREDIT 3.3	Resource Reuse	1 point
CREDIT 4.1	Recycled Content	1 point
CREDIT 4.2	Recycled Content	1 point
CREDIT 4.5	Low Emitting Materials, Systems & Seating	1 point
CREDIT 5.1	Regional Materials*	1 point

*This credit is only applicable if in total 20% of the combined value of the procurement of construction materials and in the furniture are manufactured within a radius of 500 miles. This credit will apply if the installation of the finished product occurs within 500 miles of Kitchener, Ontario.

level® CERTIFICATION & AIR EMISSIONS CERTIFICATION



level® CERTIFICATION
BIFMA's e3 Furniture Sustainability Standard is a voluntary, multi-attribute standard that measures the degree of sustainability of furniture. This standard evaluates product and company environmental attributes and compliance systems in a wide range of elements which include Materials, Energy & Atmosphere, Human & Ecosystem Health and Social Responsibility. Dorso products have earned level®, BIFMA's sustainability certification program for furniture, certification through third-party verification against the e3 standard.



AIR EMISSIONS
All Dorso products are supplied air-emissions certified. Contact customer service for information.



ARM STYLES

Optional fixed cantilever or an adjustable black arm constructed of die cast metal with textured plastic arm pads. The adjustable arms feature seven height adjustment positions, with a total adjustment range of 2.75". All Dorso models are also available in armless versions.

S-LINE

Fixed cantilever and adjustable arms are available in Black, Silver Metallic or Polished Chrome accent finishes to match metal base. The fixed arm is also available in black textured plastic and upholstered fabric/leather version.

N-LINE

Fixed cantilever and adjustable arms are available in black textured plastic only.



BASE STYLES

Dorso seating features injection molded, glass reinforced black nylon bases with dual wheel casters. Dorso seating features optional Silver Metallic or Polished Chrome finish. S-Line models feature steel upper and lower seat back exposed frame rail available in Silver Metallic or Polished Chrome finish.



DORSO CONTROLS

All Dorso S-Line and N-Line tilters come with a synchro tilt mechanism. The tilt adjustment range offers five recline-lock positions, as well as free flowing movement. The forward pivot of the mechanism allows the back and the seat to articulate synchronously in a 2:1 ratio, so that upward tilt of the seat is minimized as the back reclines.



SEAT HEIGHT

In the seated position, a pull upwards on the height adjustment lever located under the seat of the user's right side adjusts the height up or down with a total height range of 4.5".

BACK TENSION

Back tension on the mechanism is controlled with an adjustment knob under the seat. It has been designed to provide a range of back tension adjustment suitable for users of varying sizes and preferences.

SEAT SLIDER

All Dorso tilters are available with an optional seat slider mechanism featuring a 2" range of adjustment front to back when seated. The lever to activate this feature is located under the seat of the user's right side and is activated by an upward pull of the lever.

BACK HEIGHT

Back height adjustment is a standard feature on S-Line chairs, and an option on N-Line chairs. It offers an adjustment range of 11 positions, over a 2" range of movement. Back height adjustment is operated while in the seated position, by placing the right hand on the right bottom of the chair back, and the left hand on the left bottom of the chair back. The back is lifted and clicked into the desired height. Raising the back to the highest position releases the back height lock so it can be lowered.

BACK COLOR OPTIONS

Black • Warm Grey • Tan • Soft Beige • Winter White




DIMENSIONS & COM REQUIREMENTS

		Overall Width	Overall Depth	Overall Height	Seat Height	Height of Arms from Floor	Width between Arms	Seat Depth	Shipping Weight	Cube	COM Yardage
S-LINE MID BACK	Fixed	24.5	22.5	42.5	18-22	27-30.5	20	18	51	15	0.75
	Adjustable	25	22.5	42.5	18-22	25.5-32	19.5	18	51	15	0.75
	Armless	19.5	22.5	42.5	18-22	N/A	N/A	18	46	15	0.75
S-LINE HIGH BACK	Fixed	24.5	22.5	47	18-22	27-30.5	20	18	52	18	0.75
	Adjustable	25	22.5	47	18-22	25.5-32	19.5	18	52	18	0.75
	Armless	19.5	22.5	47	18-22	N/A	N/A	18	47	18	0.75
S-LINE HIGH BACK with Headrest	Fixed	24.5	22.5	50.5	18-22	27-30.5	20	18	54	18	0.75
	Adjustable	25	22.5	50.5	18-22	25.5-32	19.5	18	54	18	0.75
N-LINE MID BACK	Fixed	24.5	21.5	41	18-22	27-30.5	20	18	50	15	0.75
	Adjustable	25	21.5	41	18-22	25.5-32	19.5	18	50	15	0.75
	Armless	19.5	21.5	41	18-22	N/A	N/A	18	45	15	0.75
N-LINE HIGH BACK	Fixed	24.5	21.5	45.5	18-22	27-30.5	20	18	51	18	0.75
	Adjustable	25	21.5	45.5	18-22	25.5-32	19.5	18	51	18	0.75
N-LINE HIGH BACK with Headrest	Fixed	24.5	21.5	50.5	18-22	27-30.5	20	18	53	19.5	0.75
	Adjustable	25	21.5	50.5	18-22	25.5-32	19.5	18	53	19.5	0.75

Note: Some vinyls, leathers and upholsteries are not suitable for application on Dorso seating. For information on COM approval process see page 34 .

Height measurements of Dorso are taken with the pneumatic lift in the lowest position. All dimensions are in inches and approximate and are subject to change without notice. Contact Customer Service if dimensions are critical.

DORSO WEAVE S-LINE | MID BACK

DESCRIPTION/MODEL		COM		COL	FABRIC GRADES			LEATHER		
		1	2	3	4	5	6	7	8	9
	FIXED ARMS (Black with metal accent)									
	DOS1-M2211M	1708	1725	1741	1766	1792	1817	1847	1884	1916
	Silver Metallic									
	DOS1-M2231M	1920	1944	1966	1998	2033	2065	2106	2160	2203
	Silver Metallic									
	DOC1-M2211M	1789	1804	1821	1844	1871	1895	1929	1962	1994
	Polished Chrome									
	DOC1-M2231M	1999	2022	2047	2079	2113	2143	2186	2239	2280
	Polished Chrome									
	ADJUSTABLE ARMS (Black with metal accent)									
	DOS1-M2221M	1639	1656	1672	1698	1721	1749	1780	1816	1845
	Silver Metallic									
	DOC1-M2221M	1725	1741	1758	1782	1808	1831	1865	1898	1932
	Polished Chrome									
	ARMLESS									
	DOS1-M2201M	1531	1546	1563	1589	1614	1637	1670	1704	1736
	Silver Metallic									
	DOC1-M2201M	1603	1618	1636	1662	1686	1712	1746	1776	1810
	Polished Chrome									

ORDERING NOTES



Dorso S-Line versions are available without the back metal accent detail. Please contact Customer Service for ordering information.
Seat slider option is available on all armless and adjustable arm versions at an upcharge of **\$78 list**.
Clearly indicate on order fabric selection for seat and weave selection for back.
For jury base version of this chair, please add a 'J' for the base style at the end of the model number and add **\$75 list**.
CAL 133 and Moisture Barrier options are available for an upcharge of **\$62 list per yard**.






PRODUCT CODE KEY

Line	Series	Back Style	Back Adjustment	Back Details	Arm Style	Mechanism	Base
DOS	1	M	2	2	0	1	M
Dorso S-Line (Silver Metallic)	Management, Task & Conference Seating	Mid Back	Adjustment	No Headrest Weave	Armless	Synchro	Metal Base
DOC		H		3	1		J
Dorso T-Line (Polished Chrome)		High Back		Headrest (No trim) (High back only) Weave	Fixed Cantilever		Jury Base
					2		
					Adjustable (Black)		
					3		
					Fixed Cantilever Upholstered		

DORSO WEAVE S-LINE | HIGH BACK

DESCRIPTION/MODEL	COM		COL	FABRIC GRADES			LEATHER			
	1	2	3	4	5	6	7	8	9	
	FIXED ARMS (Black with metal accent)									
	DOS1-H2211M	1844	1862	1878	1903	1929	1953	1987	2019	2054
	Silver Metallic									
	DOS1-H2231M	2056	2082	2106	2136	2170	2201	2244	2296	2338
	DOC1-H2211M	1926	1943	1961	1986	2009	2034	2066	2101	2135
	Polished Chrome									
	DOC1-H2231M	2138	2163	2187	2219	2250	2283	2324	2379	2421
	ADJUSTABLE ARMS (Black with metal accent)									
	DOS1-H2221M	1780	1796	1816	1838	1863	1888	1922	1956	1988
	Silver Metallic									
	DOC1-H2221M	1863	1881	1897	1922	1946	1970	2005	2039	2070
	Polished Chrome									

DORSO WEAVE S-LINE | HIGH BACK WITH HEADREST

	FIXED ARMS (Black with metal accent)								
	DOS1-H2311M	2032	2046	2064	2090	2113	2139	2172	2237
	Silver Metallic								
	DOS1-H2331M	2243	2267	2292	2324	2354	2388	2429	2523
	Silver Metallic								
	DOC1-H2311M	2113	2131	2148	2172	2198	2220	2254	2321
	Polished Chrome								
	DOC1-H2331M	2324	2349	2375	2405	2439	2469	2512	2608
	Polished Chrome								
	ADJUSTABLE ARMS (Black with metal accent)								
	DOS1-H2321M	1966	1985	1999	2026	2047	2072	2108	2173
	Silver Metallic								
	DOC1-H2321M	2047	2065	2083	2108	2134	2158	2191	2258
	Polished Chrome								

ORDERING NOTES

Dorso S-Line versions are available without the back metal accent detail. Please contact Customer Service for ordering information.

Seat slider option is available on all armless and adjustable arm versions at an upcharge of **\$78 list**.

Clearly indicate on order fabric selection for seat and weave selection for back.

For jury base version of this chair, please add a 'J' for the base style at the end of the model number and add **\$75 list**.




CAL 133 and Moisture Barrier options are available for an upcharge of **\$62 list per yard**.



PRODUCT CODE KEY

Line	Series	Back Style	Back Adjustment	Back Details	Arm Style	Mechanism	Base
DOS	1	M	2	2	0	1	M
Dorso S-Line (Silver Metallic)	Management, Task & Conference Seating	Mid Back	Adjustment	No Headrest Weave	Armless	Synchro	Metal Base
DOC		H		3	1		J
Dorso T-Line (Polished Chrome)		High Back		Headrest (No trim) (High back only) Weave	Fixed Cantilever		Jury Base
					2		
					Adjustable (Black)		
					3		
					Fixed Cantilever Upholstered		

DORSO WEAVE N-LINE | MID BACK

DESCRIPTION/MODEL		COM		COL	FABRIC GRADES				LEATHER	
		1	2	3	4	5	6	7	8	9
	FIXED ARMS (Black)									
	DON1-M1211B	1499	1516	1533	1559	1585	1609	1642	1673	1708
	No back adjustment									
	DON1-M2211B	1588	1603	1618	1647	1669	1695	1728	1760	1794
With back adjustment										
	ADJUSTABLE ARMS (Black)									
	DON1-M1221B	1436	1450	1467	1492	1517	1543	1575	1610	1643
	No back adjustment									
	DON1-M2221B	1520	1538	1555	1581	1603	1626	1662	1695	1728
With back adjustment										
	ARMLESS									
	DON1-M1201B	1322	1339	1355	1381	1405	1431	1463	1496	1531
	No back adjustment									
	DON1-M2201B	1397	1415	1431	1456	1482	1507	1540	1569	1606
With back adjustment										

ORDERING NOTES



Dorso N-Line tilter models feature black bases and are available with an optional chrome base at an upcharge of **\$191**.
Seat slider option is available on all armless and adjustable arm versions at an upcharge of **\$78 list**.
Clearly indicate on order fabric selection for seat. Only black weave is offered on Dorso N.
For jury base version of this chair, please add a 'J' for the base style at the end of the model number and **add \$75** to the list price.
CAL 133 and Moisture Barrier options are available for an upcharge of **\$62 list per yard**.





PRODUCT CODE KEY

Line	Series	Back Style	Back Adjustment	Back Details	Arm Style	Mechanism	Base
DON	1	M	1	2	0	1	B
Dorso N-Line	Management, Task & Conference Seating	Mid Back	No Adjustment	No Headrest Weave	Armless	Synchro	Black Base
		H	2	3	1		J
		High Back	Adjustment	Headrest (No trim) (High back only) Weave	Fixed (Black) Cantilever		Jury Base
					2		
					Adjustable (Black)		

DORSO WEAVE N-LINE | HIGH BACK

DESCRIPTION/MODEL		COM 1	2	COL 3	FABRIC GRADES 4 5 6			LEATHER 7 8 9		
	FIXED ARMS (Black)									
	DON1-H1211B	1678	1695	1712	1734	1760	1784	1820	1853	1886
	No back adjustment									
	DON1-H2211B	1760	1776	1794	1820	1843	1869	1901	1936	1967
	With back adjustment									
	ADJUSTABLE ARMS (Black)									
	DON1-H1221B	1614	1630	1648	1670	1696	1720	1755	1789	1821
	No back adjustment									
	DON1-H2221B	1695	1712	1728	1753	1776	1803	1836	1869	1901
	With back adjustment									

DORSO WEAVE N-LINE | HIGH BACK with Headrest

	FIXED ARMS (Black)									
	DON1-H1311B	1863	1881	1897	1922	1946	1970	2005	2039	2070
	No back adjustment									
	DON1-H2311B	1947	1964	1982	2007	2032	2057	2090	2123	2157
	With back adjustment									
	ADJUSTABLE ARMS (Black)									
	DON1-H1321B	1797	1817	1831	1857	1884	1905	1939	1972	2007
	No back adjustment									
	DON1-H2321B	1884	1898	1916	1939	1964	1989	2024	2057	2090
	With back adjustment									

Each chair features the Synchro Tilt mechanism

ORDERING NOTES

Dorso N-Line tilter models feature black bases and are available with an optional chrome base at an upcharge of **\$191**.

Seat slider option is available on all armless and adjustable arm versions at an upcharge of **\$78 list**.

Clearly indicate on order fabric selection for seat. Only black weave is offered on Dorso N.

For jury base version of this chair, please add a 'J' for the base style at the end of the model number and **add \$75** to the list price.

CAL 133 and Moisture Barrier options are available for an upcharge of **\$62 list per yard**.



PRODUCT CODE KEY

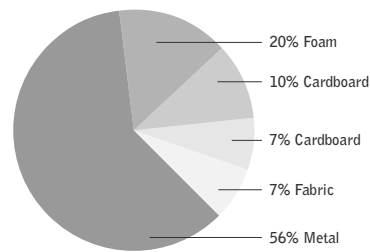
Line	Series	Back Style	Back Adjustment	Back Details	Arm Style	Mechanism	Base
DON	1	M	1	2	0	1	B
Dorso N-Line	Management, Task & Conference Seating	Mid Back	No Adjustment	No Headrest Weave	Armless	Synchro	Black Base
		H	2	3	1		J
		High Back	Adjustment	Headrest (No trim) (High back only) Weave	Fixed (Black) Cantilever		Jury Base
					2		
					Adjustable (Black)		
					3		
					Fixed Cantilever Upholstered		

DORSO GUEST | ENVIRONMENTAL SUMMARY

Dorso Guest



MATERIAL CONTENT:



PRE-CONSUMER
RECYCLED CONTENT = 9.82%

POST-CONSUMER
RECYCLED CONTENT = 19.98%

Up to 73.17% of this Dorso product is
recyclable at the end of its useful life.

CONTRIBUTES TO		
CREDIT 2.1 - 2.2	Construction Waste Management	1-2 point(s)
CREDIT 3.3	Resource Reuse	1 point
CREDIT 4.1	Recycled Content	1 point
CREDIT 4.2	Recycled Content	1 point
CREDIT 4.5	Low Emitting Materials, Systems & Seating	1 point
CREDIT 5.1	Regional Materials*	1 point

*This credit is only applicable if in total 20% of the combined value of the procurement of construction materials and in the furniture are manufactured within a radius of 500 miles. This credit will apply if the installation of the finished product occurs within 500 miles of Kitchener, Ontario.

level® CERTIFICATION, AIR EMISSIONS AND FSC® CERTIFICATION



level® CERTIFICATION







BIFMA's e3 Furniture Sustainability Standard is a voluntary, multi-attribute standard that measures the degree of sustainability of furniture. This standard evaluates product and company environmental attributes and compliance systems in a wide range of elements which include Materials, Energy & Atmosphere, Human & Ecosystem Health and Social Responsibility. Dorso products have earned level®, BIFMA's sustainability certification program for furniture, certification through third-party verification against the e3 standard.

AIR EMISSIONS

All Dorso products are supplied air-emissions certified. Contact customer service for information.



DORSO S-LINE | GUEST

DESCRIPTION/MODEL	COM		COL	FABRIC GRADES			LEATHER		
	1	2		4	5	6	7	8	9
	4 Leg Base, armless with Silver Metallic base								
	DOS2-10	1078 1131	1186	1256	1344	1455	1568	1717	1873
	4 Leg Base, armless with Polished Chrome base								
	DOC2-10	1186 1238	1284	1364	1455	1550	1678	1817	1982
	4 Leg Base, fixed arms with Silver Metallic base								
	DOS2-11	1228 1284	1332	1404	1491	1600	1726	1863	2019
	4 Leg Base, fixed arms with Polished Chrome base								
	DOC2-11	1355 1404	1462	1530	1618	1726	1843	1991	2148
	4 Leg Base with Casters, armless with Silver Metallic base								
	DOS2-20	1211 1217 1276		1344	1433	1540	1656	1804	1963
	4 Leg Base with Casters, armless with Polished Chrome base,								
	DOC2-20	1217 1276 1323		1391	1482	1588	1717	1855	2011
	4 Leg Base with Casters, fixed arms and Silver Metallic base								
	DOS2-21	1317 1374 1424		1491	1581	1687	1817	1950	2110
	4 Leg Base with Casters, fixed arms and Polished Chrome base								
	DOC2-21	1441 1491 1550		1618	1708	1817	1932	2079	2237
	Cantilever Base, armless with Silver Metallic base								
	DOS2-30	1196 1246	1294	1374	1462	1562	1687	1823	1991
	Cantilever Base, armless with Polished Chrome base								
	DOC2-30	1308 1364	1414	1482	1568	1678	1804	1943	2096
	Cantilever Base, fixed arms with Silver Metallic base								
	DOS2-31	1491 1550 1600		1669	1757	1863	1991	2126	2283
	Cantilever Base, fixed arms with Polished Chrome base								
	DOC2-31	1550 1610 1656		1726	1817	1923	2048	2189	2344

ORDERING NOTES

Dorso Chairs are available with a removable upholstered seat cover at an upcharge of **\$78 list** per chair.
 CAL 133 and Moisture Barrier options are available for an upcharge of **\$62 list per yard**.

ORDERING PROCEDURE

To order please specify the following:







1. Krug product model number
2. Select a textile or leather

Dimensions are in inches and approximate.
 Contact Customer Service if dimensions are critical.

PRODUCT CODE KEY

Line	Series	Base	Arm Style
<input type="text" value="DOS"/>	<input type="text" value="2"/>	<input type="text" value="1"/>	<input type="text" value="0"/>
Dorso S-Line (Silver Metallic)	Guest Seating	Four Leg	Armless
<input type="text" value="DOC"/>		<input type="text" value="2"/>	<input type="text" value="1"/>
Dorso S-Line (Polished Chrome)		Four Leg with Casters	Fixed Cantilever
<input type="text" value="DON"/>		<input type="text" value="3"/>	
Dorso N-Line (Silver Metallic)		Cantilever	

DORSO N-LINE | GUEST

DESCRIPTION/MODEL		COM		COL	FABRIC GRADES			LEATHER		
		1	2	3	4	5	6	7	8	9
	4 Leg Base, armless with Silver Metallic base									
	DON2-10	934	983	1031	1111	1196	1294	1424	1562	1726
	4 Leg Base, fixed arms with Silver Metallic base									
	DON2-11	1041	1099	1148	1217	1308	1414	1540	1678	1834
	4 Leg Base with Casters, armless with Silver Metallic base									
	DON2-20	1021	1069	1119	1196	1284	1385	1512	1649	1817
	4 Leg Base with Casters, fixed arms and Silver Metallic base									
	DON2-21	1133	1183	1238	1308	1391	1500	1626	1765	1923
	Cantilever Base, armless with Silver Metallic base									
	DON2-30	1041	1099	1148	1217	1308	1414	1540	1678	1834
	Cantilever Base, fixed arms with Silver Metallic base									
	DON2-31	1228	1284	1332	1404	1491	1600	1726	1863	2019
ORDERING NOTES										

ORDERING NOTES
Dorso Chairs are available with a removable upholstered seat cover at an upcharge of **\$78 list** per chair.
CAL 133 and Moisture Barrier options are available for an upcharge of **\$62 list per yard**.

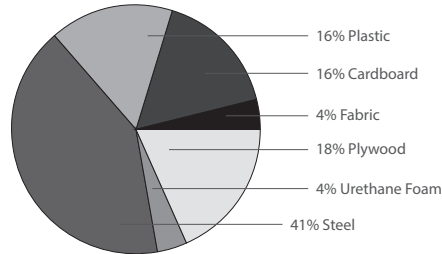
DIMENSIONS & COM REQUIREMENTS

		Overall Width	Overall Depth	Seat Height	Height of Arms from Floor	Width between Arms	Seat Depth	Height Range	Shipping Weight	Cube	COM Yardage
S-LINE/4LEG	Armless	20.75	25.50	18.5	27.5	19.5	19.5	36	32	14	1.3
	Fixed	24.5	25.50	18.5	27.5	19.5	19.5	36	37	14	1.3
S-LINE/4LEG with Casters	Armless	20.75	24.75	18.5	27.5	19.5	19.5	36	33	14	1.3
	Fixed	24.5	24.75	18.5	27.5	19.5	19.5	36	38	14	1.3
S-LINE/ Cantilever Base	Armless	20.75	24.75	18.5	27.5	19.5	19.5	36	39	14	1.3
	Fixed	24.5	24.75	18.5	27.5	19.5	19.5	36	44	14	1.3
N-LINE/4LEG	Armless	20.75	25.50	18.5	27.5	19.5	19.5	34.75	31	14	1.3
	Fixed	24.5	25.50	18.5	27.5	19.5	19.5	34.75	36	14	1.3
N-LINE/4LEG with Casters	Armless	20.75	24.75	18.5	27.5	19.5	19.5	34.75	32	14	1.3
	Fixed	24.5	24.75	18.5	27.5	19.5	19.5	34.75	37	14	1.3
N-LINE/ Cantilever Base	Armless	20.75	24.75	18.5	27.5	19.5	19.5	34.75	38	14	1.3
	Fixed	24.5	24.75	18.5	27.5	19.5	19.5	34.75	43	14	1.3

KARMA



MATERIAL CONTENT:



PRE-CONSUMER
RECYCLED CONTENT = 5.51%

POST-CONSUMER
RECYCLED CONTENT = 24.98%

Up to 73.47% of this Karma product is recyclable at the end of its useful life.

CONTRIBUTES TO

CREDIT 2.1 - 2.2	Construction Waste Management	1-2 point(s)
CREDIT 3.3	Resource Reuse	1 point
CREDIT 4.1	Recycled Content	1 point
CREDIT 4.2	Recycled Content	1 point
CREDIT 4.5	Low Emitting Materials, Systems & Seating	1 point
CREDIT 5.1	Regional Materials*	1 point
CREDIT 7	Certified Wood (MUST BE REQUESTED)	1 point(s)

*This credit is only applicable if in total 20% of the combined value of the procurement of construction materials and in the furniture are manufactured within a radius of 500 miles. This credit will apply if the installation of the finished product occurs within 500 miles of Kitchener, Ontario.

level® CERTIFICATION, AIR EMISSIONS AND FSC® CERTIFICATION



level® CERTIFICATION

BIFMA's e3 Furniture Sustainability Standard is a voluntary, multi-attribute standard that measures the degree of sustainability of furniture. This standard evaluates product and company environmental attributes and compliance systems in a wide range of elements which include Materials, Energy & Atmosphere, Human & Ecosystem Health and Social Responsibility. Karma products have earned level®, BIFMA's sustainability certification program for furniture, certification through third-party verification against the e3 standard.



The mark of responsible forestry

AIR EMISSIONS

All Karma products are supplied air-emissions certified. Contact customer service for information.

FSC®

In 2005, Krug received Forest Stewardship Council® (FSC®) Chain-of-Custody certification for our manufacturing facilities. The FSC® Chain-of-Custody tracks certified wood from seedling to final sale. It signifies that the growth, harvesting and production of goods are entirely achieved through responsible forestry, which guarantees a healthy supply of forest resources for generations to come. Contact customer service for further information, pricing and leadtimes.



Architects, designers, and building professionals can specify FSC®-certified products in order to achieve a point from the U.S. Green Building Council's Leadership in Energy and Environmental Design (LEED) Rating System.

KARMA | FEATURES & OPTIONS



DESIGNED FOR COMFORT

The seat features an enhanced standard foam thickness, combined with our proprietary webbing suspension system, to provide superior comfort and a longer life cycle. The back is contoured and angled to provide supportive sitting.



WALL SAVER

The angle of the back and the rear legs are designed to keep the back away from the wall, to prevent wear and damage to both the chairs and to the walls of the facility.



STACKING

Karma stacks 7 high on the floor, and 12 chairs on the Caddie. The optional Underseat Cover can be specified to help prevent indenting of seat upholstery on chairs that will be stacked. Karma chairs with the Sled Base option do not stack.



STANDARD GLIDE

Karma's black domed polymer glides are non-adjustable, and field-replaceable if damaged or degraded. Ideal for carpeted flooring.



POLYMER ARM

Karma arms are durable, comfortable, and long lasting. They are made with injected polymer that is a solid color throughout the arm and are available in three color options: Black, Grey and Taupe.



REPLACEABLE COMPONENTS

Karma is designed to allow major components to be field replaced, providing a very cost effective means to significantly extend the life of the product.



TANDEM SEATING

Karma chairs, and in-line tables, are designed to be instantly converted to (or ordered as) tandem seating. Armed and armless chairs can be connected -when joining arm chairs the positioning prevents a pinch point between the arms. In-line tables can be configured between chairs or as end tables. And the tandem components can be easily removed to convert to freestanding.

FRAME COLORS AVAILABLE

The Karma Leg is available in 2 standard finishes; Silver Metallic and Matte Black. Polished Chrome is also available for an upcharge.

OPTIONS



SLED BASE OPTION

Optional Sled Base frames are available in Silver Metallic and Matte Black. The integrated steel rail spans between the front and rear legs which are fitted with black nylon glides. Karma chairs with the Sled Base option do not stack.



CASTERS OPTION

Karma features durable low profile 1 1/2" diameter casters in black nylon offering an impressive 500lb load rating.



FLOOR SAVER GLIDE

Karma's Floor Saver Glides are a larger, white, nylon glide incorporating a much larger surface area, and is a self-adjusting to help protect LVT, vinyl, tile, or hardwood where risk of marking might occur. Available at a **\$37 list** upcharge.



NON-SLIP GLIDE

Features a much larger surface area and is also self-adjusting. It also features a softer outer coating to hold and prevent chair from sliding on LVT, vinyl, or tile flooring. Perfect for more slippery/smooth floor areas where prevention of chair movement is required. Available at a **\$37 list** upcharge.



UNDERSEAT COVER

As an alternative to the standard dust cover under the seat, this option, in black polymer, closes off the underside of the chair, functioning as a cleanable Splashguard to protect the interior from moisture. It also assists in chair stacking, by distributing the weight to eliminate any indentations in the seat upholstery.

REMOVABLE COVERS & REPLACEMENT COMPONENTS

Optional Removeable covers can be quickly installed on Karma products that were originally ordered with the Removable cover option. Replacement covers can also be installed on Karma products that were not originally ordered with the Removable cover option, with some simple staple removal.



COMBINATION UPHOLSTERY COVERS

When combination upholstery is with upholstery of the same grade or COM, an upcharge for dual fabrics is **\$33 list** per unit. When graded in combination upholstery is selected, use the highest upholstery grade or contact customer service for a quote. Please provide the fabric specified and a description of where each fabric is to be applied on the product in order to obtain a quote.

CAL 133 & MOISTURE BARRIER

California Technical Bulletin 133 is a flammability test for seating. Krug offers a compliance method which, in combination with non-flammable upholstery covers, may enable the products to meet certification requirements for this test. This process at the same time also provides the products with a Moisture Barrier - a treatment that helps to prevent the passage of liquids and moisture to inside of upholstered components - thereby conferring sanitary and anti-infection benefits. So when CAL 133 is specified, the product also automatically has a Moisture Barrier, and when a Moisture Barrier is specified, the product also features the compliance method and low flammability features of CAL 133. CAL 133 and Moisture Barrier are available for an upcharge of **\$62 list** per yard. The application of this upcharge and the compliance method does not mean that the specific configuration of product and upholstery cover are tested and officially certified as being CAL 133 compliant. If official certification is required, Krug will provide this (through an independent certified testing laboratory) at a charge of \$772 per item, plus the cost of the product to be tested. Lead time for certification testing is typically 4-8 weeks. Krug assumes no responsibility for the testing of our products in combination with upholstery covers, or for the results of any testing conducted. Some specific configurations of product and upholstery have already been tested. Please contact Customer Service for additional information.

KARMA | DIMENSIONS & COM REQUIREMENTS

	Overall Width	Overall Depth	Overall Height	Seat Height	Arms From Floor	Between Arms	Seat Depth	Shipping Weight/box			COM YRD	Cubes
								1 Chair	2 Chairs	3 Chairs		
Leg Base Stacking Chair Upholstered												
Armless												
KAR2C-18.5	20.2	21.9	33.9	18	n/a	n/a	17	22.5	41	59.5	1	18
KAR2C-22	23.7	21.9	33.9	18	n/a	n/a	17	24	44	64	1	18
KAR2C-26	27.7	21.9	33.9	18	n/a	n/a	17	25.5	47	68.5	1.7	21
With Arms												
KAR2C-18.5	24.5	21.9	33.9	18	26.8	18.5	17	24	44	64	1	18
KAR2C-22	28	21.9	33.9	18	26.8	22	17	25.5	47	68.5	1	18
KAR2C-26	32	21.9	33.9	18	26.8	26	17	27	50	73	1.7	21
Leg Base Stacking Chair Wood or Polymer Back												
Armless												
KAR2C-18.5	20.2	21.9	33.9	18	n/a	n/a	17	22.5	41	59.5	0.7	18
KAR2C-22	23.7	21.9	33.9	18	n/a	n/a	17	24	44	64	0.7	18
KAR2C-26	27.7	21.9	33.9	18	n/a	n/a	17	25.5	47	68.5	0.7	21
With Arms												
KAR2C-18.5	24.5	21.9	33.9	18	26.8	18.5	17	24	44	64	0.7	18
KAR2C-22	28	21.9	33.9	18	26.8	22	17	25.5	47	68.5	0.7	18
KAR2C-26	32	21.9	33.9	18	26.8	26	17	27	50	73	0.7	21
Caster Base Chair Upholstered												
With Arms												
KAR2C-18.5	24.5	21.9	33.9	18	26.8	18.5	17	24	44	64	1	18
KAR2C-22	28	21.9	33.9	18	26.8	22	17	25.5	47	68.5	1	18
Caster Base Chair Wood or Polymer Back												
With Arms												
KAR2C-18.5	24.5	21.9	33.9	18	26.8	18.5	17	24	44	64	0.7	18
KAR2C-22	28	21.9	33.9	18	26.8	22	17	25.5	47	68.5	0.7	18
Sled Base Chair Upholstered												
Armless												
KAR2C-18.5	20.2	21.9	33.9	18	n/a	n/a	17	25.5	-	-	1	18
KAR2C-22	23.7	21.9	33.9	18	n/a	n/a	17	27	-	-	1	18
KAR2C-26	27.7	21.9	33.9	18	n/a	n/a	17	28.5	-	-	1.7	21
With Arms												
KAR2C-18.5	24.5	21.9	33.9	18	26.8	18.5	17	27	-	-	1	18
KAR2C-22	28	21.9	33.9	18	26.8	22	17	28.5	-	-	1	18
KAR2C-26	32	21.9	33.9	18	26.8	26	17	30	-	-	1.7	21
Sled Base Chair Wood or Polymer Back												
Armless												
KAR2C-18.5	20.2	21.9	33.9	18	n/a	n/a	17	25.5	-	-	0.7	18
KAR2C-22	23.7	21.9	33.9	18	n/a	n/a	17	27	-	-	0.7	18
KAR2C-26	27.7	21.9	33.9	18	n/a	n/a	17	28.5	-	-	0.7	21
With Arms												
KAR2C-18.5	24.5	21.9	33.9	18	26.8	18.5	17	27	-	-	0.7	18
KAR2C-22	28	21.9	33.9	18	26.8	22	17	28.5	-	-	0.7	18
KAR2C-26	32	21.9	33.9	18	26.8	26	17	30	-	-	0.7	21
Yardage for Individual Components												
	Back	Seat										
Fabric 18.5"	0.50	0.75										
Fabric 22"	0.50	0.75										
Fabric 26"	0.50	0.75										







DIMENSIONS:

All dimensions are in inches and approximate and are subject to change without notice. Contact Customer Service if dimensions are critical.

WEIGHT CAPACITIES

Karma has been laboratory tested to meet a weight capacity of 500 lbs, in all versions: arm and armless, and all widths.

KARMA | LEG BASE

DESCRIPTION/MODEL	COM		COL	FABRIC GRADES			LEATHER			
	1	2	3	4	5	6	7	8	9	
	18.5" Leg Base, Matte Black or Silver Metallic - Upholstered Seat & Polymer Back, No Arm with Standard Dust Cover KAR2C-18.5L_PNAD	430	456	480	516	557	592	632	683	734
	18.5" Leg Base, Polished Chrome - Upholstered Seat & Polymer Back, No Arm with Standard Dust Cover KAR2C-18.5LCPNAD	534	560	585	621	662	697	737	787	838
	18.5" Leg Base, Matte Black or Silver Metallic - Fully Upholstered, No Arm with Standard Dust Cover KAR2C-18.5L_UNAD	464	490	514	550	591	626	666	717	768
	18.5" Leg Base, Polished Chrome - Fully Upholstered, No Arm, and Standard Dust Cover KAR2C-18.5LCUNAD	568	594	619	655	696	731	771	821	872
	18.5" Leg Base, Matte Black or Silver Metallic - Upholstered Seat & Wood Back, No Arm with Standard Dust Cover KAR2C-18.5L_WNAD	496	510	522	540	561	578	599	625	650
	18.5" Leg Base, Polished Chrome - Upholstered Seat & Wood Back, No Arm with Standard Dust Cover KAR2C-18.5LCWNAD	601	615	628	645	666	683	704	730	756
	18.5" Leg Base, Matte Black or Silver Metallic - Upholstered Seat & Polymer Back, with Arm and Standard Dust Cover KAR2C-18.5L_PA_D	465	490	517	553	592	628	669	719	770
	18.5" Leg Base, Polished Chrome - Upholstered Seat & Polymer Back, with Arm and Standard Dust Cover KAR2C-18.5LCPA_D	572	596	623	659	697	734	773	826	875
	18.5" Leg Base, Matte Black or Silver Metallic - Fully Upholstered, with Arm and Standard Dust Cover KAR2C-18.5L_UA_D	499	524	551	587	626	662	703	753	804
	18.5" Leg Base, Polished Chrome - Fully Upholstered, with Arm and Standard Dust Cover KAR2C-18.5LCUA_D	606	631	657	693	731	768	807	860	909
	18.5" Leg Base, Matte Black or Silver Metallic - Upholstered Seat & Wood Back, with Arm and Standard Dust Cover KAR2C-18.5L_WA_D	523	538	550	567	589	606	626	653	678
	18.5" Leg Base, Polished Chrome - Upholstered Seat & Wood Back, with Arm and Standard Dust Cover KAR2C-18.5LCWA_D	629	642	655	672	694	710	731	758	782

ORDERING NOTES: When selecting Frame Color and Arm Style please see Product Code Key below.





Karma Option Upcharges

\$ List

CAL 133 & Moisture Barrier (per yard)	62
Removable Seat Covers	69
Removable Back Covers	69
Polymer Underseat Shroud 18.5"	45

PRODUCT CODE KEY

Line	Series	Frame Size	Frame Color	Style	Arm Style	Underseat Shroud
KAR	2	18.5L	B	U	NA	S
Karma	Stacking Chair	18.5" Leg Base	Matte Black	Fully Upholstered	No Arm	Polymer Shroud
			S	W	AB	D
			Silver Metallic	Beech Wood Back	Black	Standard Dust Cover
			C	P	AG	
			Polished Chrome	Polymer Back	Grey	
					ALG	
					Light Grey	
					AT	
					Taupe	

DESCRIPTION/MODEL	COM		COL		FABRIC GRADES				LEATHER	
	1	2	3	4	5	6	7	8	9	
	22" Leg Base, Matte Black or Silver Metallic - Fully Upholstered, No Arm with Standard Dust Cover									
	KAR2C-22L_UNAD	505	530	556	590	629	665	705	756	806
	22" Leg Base, Polished Chrome - Fully Upholstered, No Arm, and Standard Dust Cover									
	KAR2C-22LCUNAD	632	657	682	718	758	794	833	885	936
	22" Leg Base, Matte Black or Silver Metallic - Upholstered Seat & Wood back, No Arm with Standard Dust Cover									
	KAR2C-22L_WNAD	541	556	567	586	606	624	643	669	695
	22" Leg Base, Polished Chrome - Upholstered Seat & Wood back, No Arm with Standard Dust Cover									
	KAR2C-22LCWNAD	670	682	696	713	734	751	772	797	823
	22" Leg Base, Matte Black or Silver Metallic - Fully Upholstered, with Arm and Standard Dust Cover									
	KAR2C-22L_U_D	539	565	590	625	666	700	742	793	841
	22" Leg Base, Polished Chrome - Fully Upholstered, with Arm and Standard Dust Cover									
	KAR2C-22LCU_D	667	694	718	753	795	829	870	919	970
	22" Leg Base, Matte Black or Silver Metallic- Upholstered Seat & Wood back, with Arm and Standard Dust Cover									
	KAR2C-22L_W_D	568	582	594	612	634	650	671	696	722
	22" Leg Base, Polished Chrome - Upholstered Seat & Wood back, with Arm and Standard Dust Cover									
	KAR2C-22LCW_D	697	709	723	742	761	779	799	824	849

ORDERING NOTES: When selecting Frame Color and Arm Style please see Product Code Key below. Karma chairs all include the Standard Dust Cover ("D"), for optional Polymer Shroud change "D" to "S" and add upcharge listed below.

Karma Option Upcharges





\$ List

CAL 133 & Moisture Barrier (per yard)	62
Removable Seat Covers	69
Removable Back Covers	69
Polymer Underseat Shroud 22"	61

PRODUCT CODE KEY


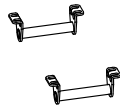

Line	Series	Frame Size	Frame Color	Style	Arm Style	Underseat Shroud
KAR	2C	22L	B	U	NA	S
Karma	Stacking Chair	22" Leg Base	Matte Black	Fully Upholstered	No Arm	Polymer Shroud
			S	W	AB	D
			Silver Metallic	Beech Wood Back	Black	Standard Dust Cover
			C		AG	
			Polished Chrome		Grey	
					ALG	
					Light Grey	
					AT	
					Taupe	

KARMA | LEG BASE

DESCRIPTION/MODEL	COM	2	COL	4	FABRIC GRADES			LEATHER		9
	1				5	6	7	8		
	26" Leg Base, Matte Black or Silver Metallic - Fully Upholstered, Armless with Standard Dust Cover									
	KAR2C-26L_UNAD	603	650	700	769	846	914	991	1089	1186
	26" Leg Base, Polished Chrome - Fully Upholstered, Armless, with Standard Dust Cover									
	KAR2C-26LCUNAD	733	780	830	898	975	1043	1122	1219	1317
	26" Leg Base, Matte Black or Silver Metallic - Upholstered Seat & Wood back, Armless, with Standard Dust Cover									
	KAR2C-26L_WNAD	621	643	666	699	734	768	804	848	894
	26" Leg Base, Polished Chrome - Upholstered Seat & Wood back, Armless, with Standard Dust Cover									
	KAR2C-26LCWNAD	750	773	796	829	864	897	934	980	1022
	26" Leg Base, Matte Black or Silver Metallic - Fully Upholstered, with Arm and Standard Dust Cover									
	KAR2C-26L_U_D	638	688	735	804	881	949	1030	1124	1222
	26" Leg Base, Polished Chrome - Fully Upholstered,with Arm and Standard Dust Cover									
	KAR2C-26LCU_D	769	818	865	934	1012	1081	1157	1254	1353
	26" Leg Base, Matte Black or Silver Metallic- Upholstered Seat & Wood back, with Arm and Standard Dust Cover									
	KAR2C-26L_W_D	648	671	694	726	761	795	831	875	920
	26" Leg Base, Polished Chrome - Upholstered Seat & Wood back, with Arm and Standard Dust Cover									
	KAR2C-26LCW_D	778	801	823	855	891	923	962	1007	1050

ORDERING NOTES:






When selecting Frame Color and Arm Style please see Product Code Key below. See following page for additional options. Karma chairs all include the Standard Dust Cover ("D"), for optional Polymer Shroud change "D" to "S" and add upcharge listed below.

Description/Model	Price
	Tandem Seating Bracket -Matte Black (for armed chair) KAR2C-GB BA 78
	Tandem Seating Bracket- Silver Metallic (for armed chair) KAR2C-GB BSA 78
	Tandem Seating Bracket- Polished Chrome (for armed chair) KAR2C-GB BCA 87
	Tandem Seating Bracket-Matte Black (for chairs without arms) KAR2C-GB BNA 69
	Tandem Seating Bracket- Silver Metallic (for chairs without arms) KAR2C-GB BSNA 69
	Tandem Seating Bracket- Polished Chrome (for chairs without arms) KAR2C-GB BCNA 79
	Caddie DOL6 799

PRODUCT CODE KEY

Line	Series	Frame Size	Frame Color	Style	Arm Style	Underseat Shroud
<div>KAR</div> Karma	<div>2C</div> Stacking Chair	<div>26L</div> 26" Leg Base	<div>B</div> Matte Black	<div>U</div> Fully Upholstered	<div>NA</div> No Arm	<div>S</div> Polymer Shroud
			<div>S</div> Silver Metallic	<div>W</div> Beech Wood Back	<div>AB</div> Black	<div>D</div> Standard Dust Cover
			<div>C</div> Polished Chrome		<div>AG</div> Grey	
					<div>ALG</div> Light Grey	
					<div>AT</div> Taupe	

KARMA | CASTER BASE

DESCRIPTION/MODEL	COM		COL	FABRIC GRADES			LEATHER		
	1	2		4	5	6	7	8	9
 18.5" Caster Base, Silver Metallic - Upholstered Seat & Polymer Back, No Arm with Standard Dust Cover KAR2CS-18.5MSP_D	545	570	596	632	671	708	747	797	849
 18.5" Caster Base, Silver Metallic - Fully Upholstered, with Arm and Standard Dust Cover KAR2CS-18.5MSU_D	579	604	631	666	705	742	781	831	883
 18.5" Caster Base, Silver Metallic - Upholstered Seat & Wood back, with Arm and Standard Dust Cover KAR2CS-18.5MSW_D	603	616	629	646	667	684	705	731	756
 22" Caster Base, Silver Metallic - Fully Upholstered, with Arm and Standard Dust Cover KAR2C-22MSU_D	617	643	669	704	745	779	820	871	920
 22" Caster Base, Silver Metallic- Upholstered Seat & Wood back, with Arm and Standard Dust Cover KAR2C-22MSW_D	648	660	674	691	712	729	750	775	801

ORDERING NOTES: When selecting Arm Style please see Product Code Key below.

Karma chairs all include the Standard Dust Cover ("D"), for optional Polymer Shroud change "D" to "S" and add upcharge listed below.

Karma Option Upcharges

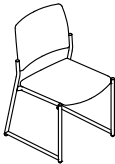

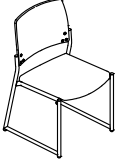
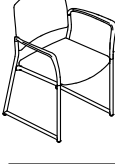
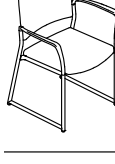
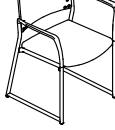
\$ List

CAL 133 & Moisture Barrier (per yard)	62
Removable Seat Covers	69
Removable Back Covers	69
Polymer Underseat Shroud 18.5"	45
Polymer Underseat Shroud 22"	61
Polymer Underseat Shroud 26"	78

PRODUCT CODE KEY

Line	Series	Frame Size	Frame Color	Style	Arm Style	Underseat Shroud
KAR	2C	18.5M	S	U	AB	S
Karma	Stacking Chair	18.5" Caster Base	Silver Metallic	Fully Upholstered	Black	Polymer Shroud
		22M		W	AG	D
		22" Caster Base		Beech Wood Back	Grey	Standard Dust Cover
				P	ALG	
				Polymer Back	Light Grey	
					AT	
					Taupe	

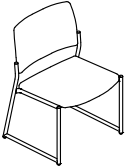
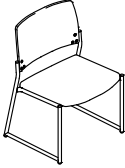
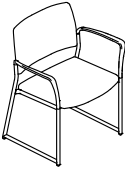

KARMA | SLED BASE

DESCRIPTION/MODEL	COM		COL	FABRIC GRADES			LEATHER		
	1	2		4	5	6	7	8	9
 18.5" Sled Base, Matte Black or Silver Metallic - Upholstered Seat & Polymer Back, No Arm with Standard Dust Cover KAR2C-18.5S_PNAD	560	573	586	603	625	641	662	688	713
 18.5" Sled Base, Matte Black or Silver Metallic - Fully Upholstered, No Arm with Standard Dust Cover KAR2C-18.5S_UNAD	594	607	620	637	659	675	696	722	747
 18.5" Sled Base, Matte Black or Silver Metallic - Upholstered Seat & Wood back, No Arm with Standard Dust Cover KAR2C-18.5S_WNAD	628	641	654	671	693	709	730	756	781
 18.5" Sled Base, Matte Black or Silver Metallic - Upholstered Seat & Polymer Back, No Arm with Standard Dust Cover KAR2C-18.5S_P_D	598	623	649	685	723	760	799	851	902
 18.5" Sled Base, Matte Black or Silver Metallic - Fully Upholstered, with Arm and Standard Dust Cover KAR2C-18.5S_U_D	632	657	683	719	758	794	833	885	936
 18.5" Sled Base, Matte Black or Silver Metallic - Upholstered Seat & Wood back, with Arm and Standard Dust Cover KAR2C-18.5S_W_D	655	669	682	699	720	736	758	784	809
ORDERING NOTES: When selecting Frame Color and Arm Style please see Product Code Key below. Karma chairs all include the Standard Dust Cover ("D"), for optional Polymer Shroud change "D" to "S" and add up-charge listed below.									

Karma Option Upcharges	\$ List
CAL 133 & Moisture Barrier (per yard)	62
Removable Seat Covers	69
Removable Back Covers	69
Polymer Underseat Shroud 18.5"	45

PRODUCT CODE KEY						
Line	Series	Frame Size	Frame Color	Style	Arm Style	Underseat Shroud
<div>KAR</div> Karma	<div>2C</div> Chair	<div>18.5S</div> 18.5" Sled Base	<div>B</div> Matte Black <div>S</div> Silver Metallic	<div>U</div> Fully Upholstered <div>W</div> Beech Wood Back <div>P</div> Polymer Back	<div>NA</div> No Arm <div>AB</div> Black <div>AG</div> Grey <div>ALG</div> Light Grey <div>AT</div> Taupe	<div>S</div> Polymer Shroud <div>D</div> Standard Dust Cover

KARMA | SLED BASE

DESCRIPTION/MODEL	COM		COL		FABRIC GRADES			LEATHER	
	1	2	3	4	5	6	7	8	9
	22" Sled Base, Matte Black or Silver Metallic - Fully Upholstered, No Arm with Standard Dust Cover KAR2C-22S_UNAD								
	635	660	686	721	760	796	837	888	938
	22" Sled Base, Matte Black or Silver Metallic - Upholstered Seat & Wood back, No Arm with Standard Dust Cover KAR2C-22S_WNAD								
	672	686	699	718	736	755	775	799	826
	22" Sled Base, Matte Black or Silver Metallic - Fully Upholstered, with Arm and Standard Dust Cover KAR2C-22S_U_D								
	670	696	721	756	797	831	872	923	972
	22" Sled Base, Matte Black or Silver Metallic - Upholstered Seat & Wood back, with Arm and Standard Dust Cover KAR2C-22S_W_D								
	700	712	726	744	765	781	803	828	854

ORDERING NOTES: When selecting Frame Color and Arm Style please see Product Code Key below.
Karma chairs all include the Standard Dust Cover ("D"), for optional Polymer Shroud change "D" to "S" and add upcharge listed below.

Karma Option Upcharges

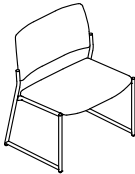
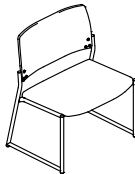

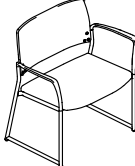
\$ List

CAL 133 & Moisture Barrier (per yard)	62
Removable Seat Covers	69
Removable Back Covers	69
Polymer Underseat Shroud 22"	61

PRODUCT CODE KEY

Line	Series	Frame Size	Frame Color	Style	Arm Style	Underseat Shroud
KAR	2C	22S	B	U	NA	S
Karma	Chair	22" Sled Base	Matte Black	Fully Upholstered	No Arm	Polymer Shroud
			S	W	AB	D
			Silver Metallic	Beech Wood Back	Black	Standard Dust Cover
					AG	
					Grey	
					ALG	
					Light Grey	
					AT	
					Taupe	

KARMA | SLED BASE

DESCRIPTION/MODEL	COM		COL		FABRIC GRADES			LEATHER		
	1	2	3	4	5	6	7	8	9	
	26" Sled Base, Matte Black or Silver Metallic - Fully Upholstered, Armless with Standard Dust Cover KAR2C-26S_UNAD									
	734	781	831	899	979	1044	1123	1220	1318	
	26" Sled Base, Matte Black or Silver Metallic - Upholstered Seat & Wood back, Armless, with Standard Dust Cover KAR2C-26S_WNAD									
	753	775	797	830	865	898	936	981	1024	
	26" Sled Base, Matte Black or Silver Metallic - Fully Upholstered, with Arm and Standard Dust Cover KAR2C-26S_U_D									
	770	820	866	936	1013	1082	1160	1255	1354	
	26" Sled Base, Matte Black or Silver Metallic- Upholstered Seat & Wood back, with Arm and Standard Dust Cover KAR2C-26S_W_D									
	779	803	824	857	892	925	963	1008	1051	

ORDERING NOTES: When selecting Frame Color and Arm Style please see Product Code Key below.
Karma chairs all include the Standard Dust Cover ("D"), for optional Polymer Shroud change "D" to "S" and add upcharge listed below.

Karma Option Upcharges

\$ List

CAL 133 & Moisture Barrier (per yard)	62
Removable Seat Covers	69
Removable Back Covers	69
Polymer Underseat Shroud 26"	78

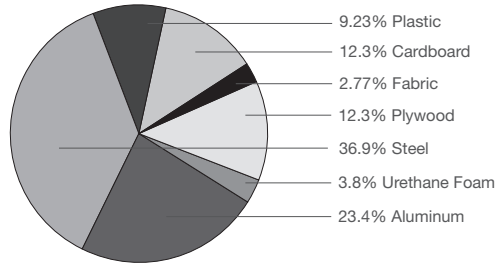
PRODUCT CODE KEY

Line	Series	Frame Size	Frame Color	Style	Arm Style	Underseat Shroud
KAR	2C	26S	B	U	NA	S
Karma	Chair	26" Sled Base	Matte Black	Fully Upholstered	No Arm	Polymer Shroud
			S	W	AB	D
			Silver Metallic	Beech Wood Back	Black	Standard Dust Cover
					AG	
					Grey	
					ALG	
					Light Grey	
					AT	
					Taupe	

Corfu



(COR2-61S)



PRE-CONSUMER
RECYCLED CONTENT = 26.34%

POST-CONSUMER
RECYCLED CONTENT = 22.74

Up to 55.38% of this Corfu product is recyclable at the end of its useful life.

CONTRIBUTES TO		
CREDIT 2.1 - 2.2	Construction Waste Management	1-2 point(s)
CREDIT 3.3	Resource Reuse	1 point
CREDIT 4.1	Recycled Content	1 point
CREDIT 4.2	Recycled Content	1 point
CREDIT 4.5	Low Emitting Materials, Systems & Seating	1 point
CREDIT 5.1	Regional Materials*	1 point
CREDIT 7	Certified Wood (MUST BE REQUESTED)	1 point(s)

*This credit is only applicable if in total 20% of the combined value of the procurement of construction materials and in the furniture are manufactured within a radius of 500 miles. This credit will apply if the installation of the finished product occurs within 500 miles of Kitchener, Ontario.

level® CERTIFICATION, AIR EMISSIONS AND FSC® CERTIFICATION



level® CERTIFICATION

BIFMA's e3 Furniture Sustainability Standard is a voluntary, multi-attribute standard that measures the degree of sustainability of furniture. This standard evaluates product and company environmental attributes and compliance systems in a wide range of elements which include Materials, Energy & Atmosphere, Human & Ecosystem Health and Social Responsibility. Corfu products have earned level®, BIFMA's sustainability certification program for furniture, certification through third-party verification against the e3 standard.



The mark of responsible forestry

AIR EMISSIONS

All Corfu products are supplied air-emissions certified. Contact customer service for information.

FSC®

In 2005, Krug received Forest Stewardship Council® (FSC®) Chain-of-Custody certification for our manufacturing facilities. The FSC® Chain-of-Custody tracks certified wood from seedling to final sale. It signifies that the growth, harvesting and production of goods are entirely achieved through responsible forestry, which guarantees a healthy supply of forest resources for generations to come.



Architects, designers, and building professionals can specify FSC®-certified products in order to achieve a point from the U.S. Green Building Council's Leadership in Energy and Environmental Design (LEED) Rating System.

CORFU | FEATURES & OPTIONS



SUSTAINABLE DESIGN

Corfu is made with recycled materials, with an overall recycled content of 40%. Many of these same materials are also recyclable. Corfu is air emissions certified.



STEEL FRAME

Corfu seating is built with high strength steel castings and extrusions. Finish options are Silver Metallic and Polished Chrome.



UNDER SEAT COVER

Each Corfu includes an underseat system for stacking: a grey polypropylene seat pan that nests into the seat below and protects it from the frame above. It also provides for easy cleaning and maintenance by covering the underside of the chair.



PLASTIC COMPONENTS

Polypropylene seats, backs and other components are injection molded, with pigment diffused throughout the mold, and featuring a compound that provides UV resistance to fading and brittleness from exposure to light. Seats and backs have a minimum wall thickness of 5 mm, providing excellent strength and shock resistance. Corfu (Plastic Seat & Back) is available in six different colors. Please specify a color when ordering.

Color Selection:

White, Black, Grey, Red, Blue, Sand



WOOD FINISH

Krug's Enduraguard™ finish is a catalyzed conversion varnish topcoat, combined with a vinyl polymer-based sealer, that in independent testing has been shown to have exceptional durability characteristics in its resistance to scratching, marring, and degradation from cleaning materials and other substances.



BEECH PLYWOOD

Wood seats and backs are made with European Beech hardwood veneers, featuring nine (9) plies of cross grain for added strength and durability.



STACKING

Corfu chairs are stackable, to a maximum of 13 chairs for the wood or plastic versions, and 10 chairs for the upholstered version, when stacked on the Corfu caddie. Corfu chairs are stackable to a maximum of 9 chairs for the wood or plastic versions and 6 chairs for the upholstered version when stacked on the floor. The upholstered versions stack to a height of 74" in the armless version, and 76" with arms. The non-upholstered versions stack to a height of 70" in the armless version and 72" in the version with arms.

CADDIE

The Corfu caddie provides enhanced stackability, along with the ease of movement and storage. Its design allows for the stacking and storage of all Krug stackable chairs. It has a durable tubular construction and 4 soft-wheel swivel, locking casters. This caddie is designed to stack and transport Krug's other stacking chairs.

GANGING

Corfu can be ordered with the option of ganging for the upcharge of **\$33 list** per chair. Please specify ganging when ordering.

PACKAGING

Corfu packaging features recycled, recyclable cardboard. The arm and armless chairs are shipped 4 units per carton.

OPTIONS

COMBINATION UPHOLSTERY COVERS

When combination upholstery is with upholstery of the same grade or COM, an upcharge for dual fabrics is **\$33 list** per unit. When graded in combination upholstery is selected, use the highest upholstery grade or contact customer service for a quote. Please provide the fabric specified and a description of where each fabric is to be applied on the product in order to obtain a quote.

CAL 133 & MOISTURE BARRIER

California Technical Bulletin 133 is a flammability test for seating. Krug offers a compliance method which, in combination with non-flammable upholstery covers, may enable the products to meet certification requirements for this test. This process at the same time also provides the products with a Moisture Barrier - a treatment that helps to prevent the passage of liquids and moisture to inside of upholstered components - thereby conferring sanitary and anti-infection benefits. So when CAL 133 is specified, the product also automatically has a Moisture Barrier, and when a Moisture Barrier is specified, the product also features the compliance method and low flammability features of CAL 133. CAL 133 and Moisture Barrier are available for an upcharge of **\$62 list** per yard. The application of this upcharge and the compliance method does not mean that the specific configuration of product and upholstery cover are tested and officially certified as being CAL 133 compliant. If official certification is required, Krug will provide this (through an independent certified testing laboratory) at a charge of \$772 per item, plus the cost of the product to be tested. Lead time for certification testing is typically 4-8 weeks. Krug assumes no responsibility for the testing of our products in combination with upholstery covers, or for the results of any testing conducted. Some specific configurations of product and upholstery have already been tested. Please contact Customer Service for additional information.

DIMENSIONS

	Overall Width	Overall Depth	Overall Height	Seat Height	Height of Arms from Floor	Width Between Arms	Seat Depth	Shipping Weights & Cubes							
								1 unit	2 units	3 units	4 units	W	C	W	C
COR2-10S	20.87	20.87	32.28	17.5	n/a	n/a	17	28	16	46	17	65	18	83	20
COR2-10C	20.87	20.87	32.28	17.5	n/a	n/a	17								
COR2-11S	23.23	20.87	32.28	17.5	26.75	21.25	17	30	16	51	17	73	18	93	20
COR2-11C	23.23	20.87	32.28	17.5	26.75	21.25	17								
COR2-20S	20.87	20.87	32.28	17.5	n/a	n/a	17	30	16	51	17	73	18	94	20
COR2-20C	20.87	20.87	32.28	17.5	n/a	n/a	17								
COR2-21S	23.23	20.87	32.28	17.5	26.75	21.25	17	36	16	63	17	92	18	119	20
COR2-21C	23.23	20.87	32.28	17.5	26.75	21.25	17								
COR2-30S	20.87	20.87	32.28	17.5	n/a	n/a	17	31	16	52	17	75	18	97	20
COR2-30C	20.87	20.87	32.28	17.5	n/a	n/a	17								
COR2-31S	23.23	20.87	32.28	17.5	26.75	21.25	17	33	16	57	17	83	18	106	20
COR2-31C	23.23	20.87	32.28	17.5	26.75	21.25	17								
COR2-40S	20.87	20.87	32.28	17.5	n/a	n/a	17	31	16	52	17	75	18	97	20
CORS-40C	20.87	20.87	32.28	17.5	n/a	n/a	17								
COR2-41S	23.23	20.87	32.28	17.5	26.75	21.25	17	33	16	57	17	83	18	106	20
COR2-41C	23.23	20.87	32.28	17.5	26.75	21.25	17								
COR2-50S	20.87	20.87	32.28	17.5	n/a	n/a	17	29	16	48	17	69	18	89	20
COR2-50C	20.87	20.87	32.28	17.5	n/a	n/a	17								
COR2-51S	23.23	20.87	32.28	17.5	26.75	21.25	17	32	16	54	17	77	18	99	20
COR2-51C	23.23	20.87	32.28	17.5	26.75	21.25	17								
COR2-60S	20.87	20.87	32.28	17.5	n/a	n/a	17	31	16	52	17	75	18	97	20
COR2-60C	20.87	20.87	32.28	17.5	n/a	n/a	17								
COR2-61S	23.23	20.87	32.28	17.5	26.75	21.25	17	33	16	57	17	82	18	106	20
COR2-61C	23.23	20.87	32.28	17.5	26.75	21.25	17								
COR6	24	31	15.75												

COM REQUIREMENTS

	COM Yardage Seat Pad Only	Yardage Per Chair - Seat Pad Only	COM Yardage Fully Upholstered Seat Only	Yardage Per Chair - Fully Upholstered Seat Only	COM Yardage Seat & Back Pads	Yardage Per Chair - Seat & Back Pads	COM Yardage Fully Upholstered Seat & Back	Yardage Per Chair - Fully Upholstered Seat & Back
One Chair	0.7	0.7	0.7	0.7	0.7	0.7	1	1
Two Chair	0.7	0.35	0.7	0.35	1.1	0.55	1.7	0.85
Three Chair	1.4	0.47	1.4	0.47	1.8	0.6	2.7	0.9
Four Chair	1.4	0.35	1.4	0.35	2.2	0.55	3.4	0.85

Note: Some vinyls, leathers & upholsteries are not suitable on Corfu seating.





The approval process is as follows:

1. A sample of the COM must be provided to Krug Customer Service prior to or at the time of order.
2. The sample will be reviewed and the customer advised if the upholstery cover is unsuitable.
3. The COM upholstery cover or leather will be inspected when received at the factory, to identify any further concerns with its suitability.

WEIGHT CAPACITY

Corfu has been tested and complies with ANSI/BIFMA x5.1-2011 standards. Corfu has been load tested up to 350lbs.

CORFU | MULTI-PURPOSE SEATING

DESCRIPTION/MODEL	COM		COL		FABRIC GRADES			LEATHER	
	1	2	3	4	5	6	7	8	9
	Plastic Seat & Back, Armless, with Silver Metallic Frame COR2-10S 468								
	Plastic Seat & Back, Armless, with Polished Chrome Frame COR2-10C 531								
	Plastic Seat & Back, Plastic Arms, with Silver Metallic Frame COR2-11S 543								
	Plastic Seat & Back, Polished Aluminum Arms, with Polished Chrome Frame COR2-11C 595								
	Plastic Seat & Back with Upholstered Pads, Armless, with Silver Metallic Frame COR2-20S 628 661 694 726 760 794 826 860 892								
	Plastic Seat & Back with Upholstered Pads, Armless, with Polished Chrome Frame COR2-20C 688 721 753 785 820 853 886 917 953								
	Plastic Seat & Back with Upholstered Pads, Plastic Arms, with Silver Metallic Frame COR2-21S 703 735 769 801 836 868 900 934 967								
	Plastic Seat & Back with Upholstered Pads, Polished Aluminum Arms, with Polished Chrome Frame COR2-21C 755 789 821 854 887 920 955 987 1018								

ORDERING NOTES:

When ordering the Silver Metallic frame with Plastic Seat and Back, the arm color matches the seat and back.

When ordering the Polished Chrome frame, arms are Polished Aluminum.

Corfu chairs are stackable, to a maximum of 13 chairs for the wood or plastic versions, and 10 chairs for the upholstered version, when stacked on the Corfu caddy. Corfu chairs are stackable to a maximum of 9 chairs for the wood or plastic versions and 6 chairs for the upholstered version when stacked on the floor. The upholstered versions stack to a height of 74" in the armless version, and 76" with arms. The non-upholstered versions stack to a height of 70" in the armless version and 72" in the version with arms.





Ganging is optional on all Corfu Multi-purpose seating for an upcharge of **\$33 list** per chair, please specify on order.

CAL 133 and Moisture Barrier options are available for an upcharge of **\$62 list per yard**.

PRODUCT CODE KEY

Line	Series	Chair Style	Arm Style	Frame Finish
COR	2 Multi-Purpose	1 Plastic Seat & Back	0 Armless	S Silver Metallic
		2 Plastic with Upholstered Seat & Back Pads	1 Arms	C Polished Chrome
		3 Wood Seat & Back		
		4 Fully Upholstered Seat & Back		
		5 Plastic Back, Plastic Seat with Upholstered Pad		
		6 Wood Back, Fully Upholstered Seat		

CORFU | MULTI-PURPOSE SEATING

DESCRIPTION/MODEL	SPECIES	COM 1	2	COL 3	FABRIC GRADES 4	5	6	7	LEATHER 8	9
	Plastic Back, Plastic Seat with Upholstered Pad, Armless, with Silver Metallic Frame COR2-50S	582	604	628	649	672	695	718	741	762
	Plastic Back, Plastic Seat with Upholstered Pad, Armless, with Polished Chrome Frame COR2-50C	642	665	688	709	733	755	778	799	823
	Plastic Back, Plastic Seat with Upholstered Pad, Plastic Arms with Silver Metallic Frame COR2-51S	658	679	703	725	747	770	794	814	838
	Plastic Back, Plastic Seat with Upholstered Pad, Polished Aluminum Arms, with Polished Chrome Frame COR2-51C	709	733	755	778	799	823	845	868	889
	Wood Seat & Back, Armless, with Silver Metallic Frame COR2-30S	Beech	679							
	Wood Seat & Back, Armless, with Polished Chrome Frame COR2-30C	Beech	747							
	Wood Seat & Back, Silver Metallic Arms, with Silver Metallic Frame COR2-31S	Beech	814							
	Wood Seat & Back, Polished Aluminum Arms, with Polished Chrome Frame COR2-31C	Beech	898							

ORDERING NOTES:

When ordering the Silver Metallic frame with Plastic Seat and Back, the arm color matches the seat and back.

When ordering the Polished Chrome frame, arms are Polished Aluminum.

Corfu chairs are stackable, to a maximum of 13 chairs for the wood or plastic versions, and 10 chairs for the upholstered version, when stacked on the Corfu caddy. Corfu chairs are stackable to a maximum of 9 chairs for the wood or plastic versions and 6 chairs for the upholstered version when stacked on the floor. The upholstered versions stack to a height of 74" in the armless version, and 76" with arms. The non-upholstered versions stack to a height of 70" in the armless version and 72" in the version with arms.






Ganging is optional on all Corfu Multi-purpose seating for an upcharge of **\$33 list** per chair, please specify on order.

CAL 133 and Moisture Barrier options are available for an upcharge of **\$62 list per yard**.

PRODUCT CODE KEY

Line	Series	Chair Style	Arm Style	Frame Finish
COR	2 Multi-Purpose	1 Plastic Seat & Back	0 Armless	S Silver Metallic
		2 Plastic with Upholstered Seat & Back Pads	1 Arms	C Polished Chrome
		3 Wood Seat & Back		
		4 Fully Upholstered Seat & Back		
		5 Plastic Back, Plastic Seat with Upholstered Pad		
		6 Wood Back, Fully Upholstered Seat		

CORFU | MULTI-PURPOSE SEATING

DESCRIPTION/MODEL	SPECIES	COM 1	2	COL 3	4	FABRIC GRADES 56		7	LEATHER 8	9	
	Wood Back, Fully Upholstered Seat, Armless, with Silver Metallic Frame COR2-60S	Beech	741	772	806	839	872	907	939	971	1006
	Wood Back, Fully Upholstered Seat, Armless, with Polished Chrome Frame COR2-60C	Beech	807	840	873	908	940	972	1007	1040	1072
	Wood Back, Fully Upholstered Seat, Silver Metallic Arms, with Silver Metallic Frame COR2-61S	Beech	874	909	941	974	1008	1041	1074	1108	1140
	Wood Back, Fully Upholstered Seat, Polished Aluminum arms, with Polished Chrome Frame COR2-61C	Beech	958	990	1023	1058	1090	1123	1157	1190	1222
	Fully Upholstered Seat & Back, Armless, with Silver Metallic Frame COR2-40S		770	814	861	907	950	996	1041	1086	1133
	Fully Upholstered Seat & Back, Armless, with Polished Chrome Frame COR2-40C		838	883	929	972	1017	1064	1109	1153	1199
	Fully Upholstered Seat & Back, Silver Metallic Arms, with Silver Metallic Frame COR2-41S		907	950	996	1041	1086	1133	1176	1221	1268
	Fully Upholstered Seat & Back, Polished Aluminum Arms, with Polished Chrome Frame COR2-41C		988	1034	1078	1123	1169	1215	1259	1305	1349
	Caddie DOL6		799								

ORDERING NOTES:

When ordering the Silver Metallic frame with Plastic Seat and Back, the arm color matches the seat and back. When ordering the Polished Chrome frame, arms are Polished Aluminum. Corfu chairs are stackable, to a maximum of 13 chairs for the wood or plastic versions, and 10 chairs for the upholstered version, when stacked on the Corfu caddie. Corfu chairs are stackable to a maximum of 9 chairs for the wood or plastic versions and 6 chairs for the upholstered version when stacked on the floor. The upholstered versions stack to a height of 74" in the armless version, and 76" with arms. The non-upholstered versions stack to a height of 70" in the armless version and 72" in the version with arms. Ganging is optional on all Corfu Multi-purpose seating for an upcharge of **\$33 list** per chair, please specify on order. CAL 133 and Moisture Barrier options are available for an upcharge of **\$62 list per yard**.

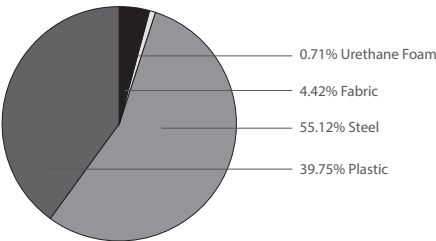
PRODUCT CODE KEY

Line	Series	Chair Style	Arm Style	Frame Finish
COR	2 Multi-Purpose	1 Plastic Seat & Back	0 Armless	S Silver Metallic
		2 Plastic with Upholstered Seat & Back Pads	1 Arms	C Polished Chrome
		3 Wood Seat & Back		
		4 Fully Upholstered Seat & Back		
		5 Plastic Back, Plastic Seat with Upholstered Pad		
		6 Wood Back, Fully Upholstered Seat		

MOBI



MATERIAL CONTENT:



PRE-CONSUMER
RECYCLED CONTENT = 13.78%

POST-CONSUMER
RECYCLED CONTENT = 14.33%

Up to 55.11% of this Mobi product is
recyclable at the end of its useful life.

CONTRIBUTES TO

CREDIT 2.1 - 2.2	Construction Waste Management	1-2 point(s)
CREDIT 3.3	Resource Reuse	1 point
CREDIT 4.1	Recycled Content	1 point
CREDIT 4.2	Recycled Content	1 point
CREDIT 4.5	Low Emitting Materials, Systems & Seating	1 point
CREDIT 5.1	Regional Materials*	1 point

*This credit is only applicable if in total 20% of the combined value of the procurement of construction materials and in the furniture are manufactured within a radius of 500 miles. This credit will apply if the installation of the finished product occurs within 500 miles of Kitchener, Ontario.

level® CERTIFICATION & AIR EMISSIONS



level® CERTIFICATION

BIFMA's e3 Furniture Sustainability Standard is a voluntary, multi-attribute standard that measures the degree of sustainability of furniture. This standard evaluates product and company environmental attributes and compliance systems in a wide range of elements which include Materials, Energy & Atmosphere, Human & Ecosystem Health and Social Responsibility. Mobi products have earned level®, BIFMA's sustainability certification program for furniture, certification through third-party verification against the e3 standard.



AIR EMISSIONS

All Mobi products are supplied with air emissions-certified materials. Contact customer service for specific test results.

MOBI | FEATURES, OPTIONS, DIMENSIONS & COM REQUIREMENTS



ARMS

Arms are available in the full range of polymer colors: Black, White, Grey, Taupe, Yellow, Red, Blue, Green. Please specify when ordering.



ARMLESS



POLYMER SEATS & BACKS

Available Polymer colors: White, Grey, Taupe, Yellow, Red, Blue, Green.



UPHOLSTERED SEATS & BACKS

Optional Removable covers can be quickly installed on Mobi products that were originally ordered with the removable cover option.



MESH BACKS

Available mesh colors: Grey, Black & White. Please specify when ordering.



STACKABILITY

Mobi chairs are stackable to a maximum of 8 chairs high on the floor as well as dolly.



LEGS & GLIDES

Mobi legs are structural steel legs in Polished Chrome with non-marring glides.

WEIGHT CAPACITY

Mobi has been tested and complies with ANSI/BIFMA x5.1-2011 standards. Mobi has been load tested up to 300lbs.



CADDIE

The Mobi caddy provides enhanced stackability, along with the ease of movement and storage. It has a durable tubular construction and 4 soft-wheel swivel, locking casters. Its design allows for the stacking and storage of all Krug stackable chairs.



COMBINATION COLORS

More than one polymer color can be selected in any combination for seats, backs and arms. Please specify when ordering.

OPTIONS

REPLACEMENT AND REMOVABLE COMPONENTS






Mobi is designed to allow major components to be field replaced, providing a very cost effective means to significantly extend the life of the product. Mobi Chairs are available with Removable Seat and Removable Back Covers,

CAL 133 & MOISTURE BARRIER

California Technical Bulletin 133 is a flammability test for seating. Krug offers a compliance method which, in combination with non-flammable upholstery covers, may enable the products to meet certification requirements for this test. This process at the same time also provides the products with a Moisture Barrier - a treatment that helps to prevent the passage of liquids and moisture to inside of upholstered components - thereby conferring sanitary and anti-infection benefits. So when CAL 133 is specified, the product also automatically has a Moisture Barrier, and when a Moisture Barrier is specified, the product also features the compliance method and low flammability features of CAL 133. CAL 133 and Moisture Barrier are available for an upcharge of **\$62 list** per yard. The application of this upcharge and the compliance method does not mean that the specific configuration of product and upholstery cover are tested and officially certified as being CAL 133 compliant. If official certification is required, Krug will provide this (through an independent certified testing laboratory) at a charge of \$772 per item, plus the cost of the product to be tested. Lead time for certification testing is typically 4-8 weeks. Krug assumes no responsibility for the testing of our products in combination with upholstery covers, or for the results of any testing conducted. Some specific configurations of product and upholstery have already been tested. Please contact Customer Service for additional information.

DIMENSIONS & COM REQUIREMENTS

	Overall Width	Overall Depth	Overall Height	Seat Height	Arms From Floor	Between Arms	Seat Depth	Shipping Weight	Cubes	COM YRD
MOB210P	18	21	31	17	n/a	n/a	18.75	21	14	-
MOB211P	21.25	21	31	17	27	20.5	18.75	21	14	-
MOB220P	18	21	31	17	n/a	n/a	18.75	21	14	.63
MOB221P	21.25	21	31	17	27	20.5	18.75	21	14	.63
MOB230P	18	21	31	17	n/a	n/a	18.75	21	14	.63
MOB231P	21.25	21	31	17	27	20.5	18.75	21	14	.63
MOB240P	18	21	31	17	n/a	n/a	18.75	21	14	-
MOB241P	21.25	21	31	17	27	20.5	18.75	21	14	-
MOB250P	18	21	31	17	n/a	n/a	18.75	21	14	1.22
MOB251P	21.25	21	31	17	27	20.5	18.75	21	14	1.22

DESCRIPTION/MODEL	COM		COL	FABRIC GRADES			LEATHER		
	1	2	3	4	5	6	7	8	9
	Polymer Seat and Back, Armless MOB210P366								
	Polymer Seat and Back, with Arms MOB211P404								
	Polymer Back and Upholstered Seat, Armless MOB220P482505526570617662706753844								
	Polymer Back and Upholstered Seat, with Arms MOB221P530550572618663709754798889								
	Mesh Back and Upholstered Seat, Armless MOB230P490513536582626671718761853								

Mobi Option Upcharges







\$ List

CAL 133 & Moisture Barrier (per yard)	62
Removable Seat Covers	69
Removeable Back Covers	69

PRODUCT CODE KEY

Line	Series	Chair Style	Arm Style	Metal Finish
MOB	2	1	0	P
Mobi	Multi-Purpose	Polymer Seat & Back	Armless	Polished Chrome
		2	1	
		Polymer Back & Upholstered Seat	Armed	
		3		
		Mesh Back & Upholstered Seat		
		4		
		Mesh Back & Polymer Seat		
		5		
		Fully Upholstered Seat & Back		

MOBI

DESCRIPTION/MODEL	COM		COL	FABRIC GRADES			LEATHER		
	1	2		4	5	6	7	8	9
 Mesh Back and Upholstered Seat, with Arms MOB231P	538	560	583	628	672	719	762	809	899
 Mesh Back and Polymer Seat, Armless MOB240P	375								
 Mesh Back and Polymer Seat, with Arms MOB241P	421								
 Fully Upholstered Seat and Back, Armless MOB250P	583	618	654	726	799	872	943	1016	1162
 Fully Upholstered Seat and Back, with Arms MOB251P	619	655	693	765	837	911	983	1056	1199
 Caddie DOL6	799								

Mobi Option Upcharges

\$ List

CAL 133 & Moisture Barrier (per yard)	62
Removable Seat Covers	69
Removeable Back Covers	69

PRODUCT CODE KEY

Line	Series	Chair Style	Arm Style	Metal Finish
MOB	2	1	0	P
Mobi	Multi-Purpose	Polymer Seat & Back	Armless	Polished Chrome
		2	1	
		Polymer Back & Upholstered Seat	Armed	
		3		
		Mesh Back & Upholstered Seat		
		4		
		Mesh Back & Polymer Seat		
		5		
		Fully Upholstered Seat & Back		



All products are air emissions certified and are available as FSC® certified

krug

solutions@krug.ca | www.krug.ca | 1.888.578.KRUG